

Mark Cook

San Juan County, UT 2023-10-30

- Mechanical Engineering
- Electrical Engineering
- Computer Science
- Hardware
- Software Development
- Cyber-Security
- Forensics
- Complex Systems
- Root Cause Analysis
- Election Technology

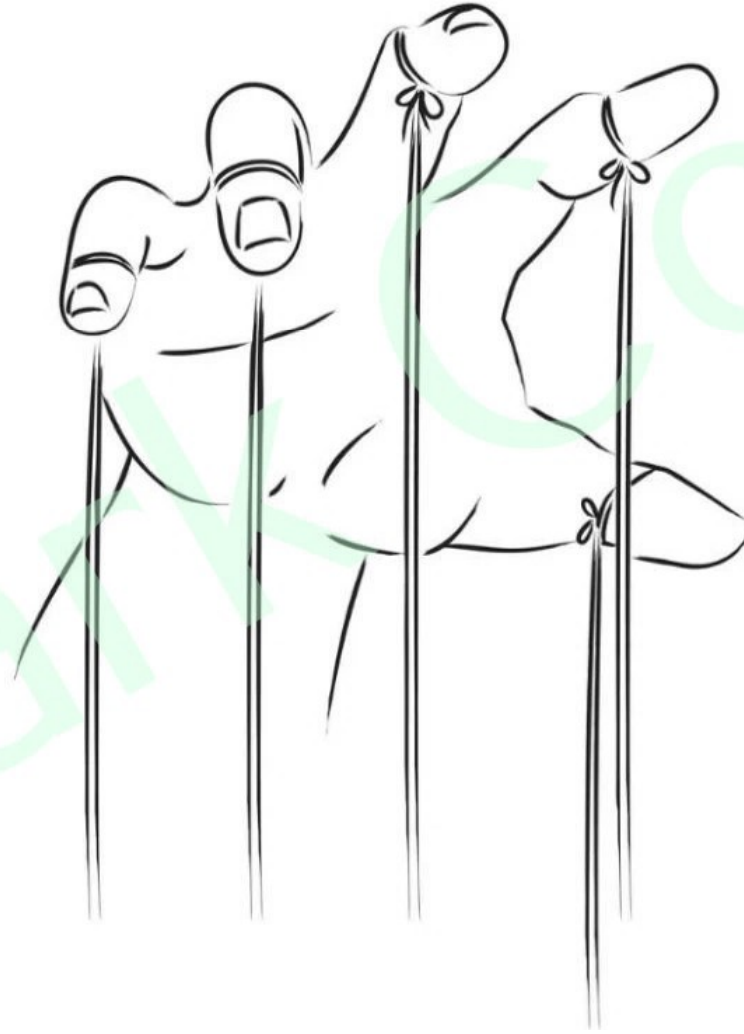
Visits

California	North Carolina
Arizona	Montana
Nevada	Washington
Texas	Colorado
South Carolina	Utah
Florida	Pennsylvania
Kansas	Ohio
Michigan	Wisconsin
Virginia	New Mexico
Arkansas	

Are you a puppet gazer?



Or do you want to know this instead?



How did we get here?

Mark Cook

How did we get here?

They think you are stupid.

Who is THEY?

Mark Cook

THEY are the Evil Genius Architects



Election Ecosystem

Voter Registration
Voter Validation
Tabulation
Reporting

Election Ecosystem

Voter Registration – Controls # of Ballots in Circulation

Voter Validation

Tabulation

Reporting

Election Ecosystem

Voter Registration – Controls # of Ballots in Circulation

Voter Validation – Controls which Ballots get Counted

Tabulation

Reporting

Election Ecosystem

- Voter Registration – Controls # of Ballots in Circulation
- Voter Validation – Controls which Ballots get Counted
- Tabulation – Controls how Ballots get Counted
- Reporting

Election Ecosystem

- Voter Registration – Controls # of Ballots in Circulation
- Voter Validation – Controls which Ballots get Counted
- Tabulation – Controls how Ballots get Counted
- Reporting – Controls what Totals we see

#AMJOY



LIVE
MSNBC

UP FOR THE MSNBC DAILY NEWSLETTER TEXT MSNBC TO 66866

10:24 AM CT
KATIE COURIC @THEGREAT

SHARP REPORT

DEMOCRATS JOIN CYBERSECURITY EXPERTS IN WARNING OF VOTING MACHINE VULNERABILITIES BEFORE 2020 ELECTION

Election Ecosystem: Control

	Precinct	County				
Voter Reg		PAST				
Voter Validation	PAST					
Tabulation	PAST					
Hand Audit	100%					
Reporting		PAST				
Transparency						

Election Ecosystem: Control

	Precinct	County				
Voter Reg		PAST				
Voter Validation	PAST					
Tabulation	PAST					
Hand Audit	100%					
Reporting		PAST				
Transparency	HIGH					

Election Ecosystem: Control

FREEDOM

	Precinct	County				
Voter Reg		PAST				
Voter Validation	PAST					
Tabulation	PAST					
Hand Audit	100%					
Reporting		PAST				
Transparency	HIGH					

Election Ecosystem: Control

FREEDOM

Precinct

County

State

Corporations

Voter Reg

PAST

Voter Validation

PAST

Tabulation

PAST

Hand Audit

100%

Reporting

PAST

Transparency

HIGH

COOK

Election Ecosystem: Control

FREEDOM

Precinct

County

State

Corporations

Voter Reg

PAST

CURRENT

CURRENT

Voter Validation

PAST

Tabulation

PAST

Hand Audit

100%

Reporting

PAST

Transparency

HIGH

BOOK

BOOK

[HOME](#)[WHO WE ARE](#)[STATISTICS](#)[NEWS ROOM](#)

Which States Are Members Of ERIC? ^

As of November 2022 Alabama, Alaska, Arizona, Colorado, Connecticut, Delaware, Florida, Georgia, Illinois, Iowa, Kentucky, Maine, Maryland, Massachusetts, Michigan, Minnesota, Missouri, Nevada, New Jersey, New Mexico, Ohio, Oregon, Pennsylvania, Rhode Island, South Carolina, Texas, Utah, Vermont, Virginia, Washington, West Virginia, and Wisconsin. The District of Columbia is also a member. (32 states plus D.C.)

Who Controls ERIC? v

What Data Does ERIC Collect From Member States? v

What Reports Do States Receive From ERIC? v

Who Pays For ERIC Operations? v

Does ERIC Help Members Save Money? v

Utah Voter Registration Form



State of Utah Voter Registration Form

Voter Instructions - You can also register to vote online at voter.utah.gov

You may use this form to:

- Register to vote in Utah
- Preregister to vote if you are 16 or 17 years of age
- Change your name or address on your voter registration record
- Affiliate with a party or change your party affiliation

To register to vote in Utah, you must:

- Be a citizen of the United States
- Have resided in Utah at least 30 days immediately before the next election
- Be at least 18 years of age on or before the next election, OR
- Be 17 years of age but will be at least 18 years of age on or before the next general election

Mail-in registration instructions:

- Complete all required information; if not applicable write "N/A."
- If you have registered to vote with a different name or address, complete the change of information section.
- **One of the following is required: a Utah Driver License number, a Utah State Identification number, or the last four digits of your Social Security number.** If you do not have a Utah Driver License or a Utah State Identification card, please write "None" in the space designated for a Utah Driver License or Utah State Identification and fill in the last four digits of your Social Security number.
- Read the voter declaration and citizenship affidavit and sign and date below.

Deadline for submitting this form:

- By Mail: This form must be postmarked at least 30 days before an election to be eligible to vote in that election (see the back of this form).
- Walk In: This form must be delivered in person to your county clerk at least 7 days before the election to be eligible to vote in that election.

Please note:

- If you are qualified and the information on your form is complete, your county clerk will mail confirmation of your registration to you.
- You may apply to the lieutenant governor or your county clerk to have your entire voter registration record classified as private.
- You must present valid voter identification to the poll worker before voting, which must be a valid form photo identification that shows your name and photograph, or, (2) two different forms of identification that show your name and current address.
- For more information contact your county clerk (see the back of this form) or the Lieutenant Governor's Office at voter.utah.gov or 1-800-995-VOTE.

NOTICE: Voter registration records are considered public under Utah Code § 63G-2-301, excluding driver license or identification card numbers, Social Security numbers, email addresses, and the day of your month of birth. Preregistration records are considered private until the registrant reaches 18 years of age.

The portion of a voter registration form that lists a person's month or year of birth is a private record, the use of which is restricted to government officials, government employees, political parties or certain other persons.

In accordance with Utah code section 20A-2-401, the penalty for willfully causing, procuring, or allowing yourself to be registered or preregistered to vote if you know you are not entitled to register or preregister to vote is up to one year in jail and a fine of up to \$2,500.

Reason(s) for completing this form (optional) <input type="checkbox"/> New Registration <input type="checkbox"/> Party Affiliation Change <input type="checkbox"/> Address Change <input type="checkbox"/> Name Change		Are you a citizen of the United States of America? <input type="checkbox"/> Yes <input type="checkbox"/> No <i>If you checked "no" to the above question, do not complete this form.</i> Will you be at least 18 years of age on or before election day? <input type="checkbox"/> Yes <input type="checkbox"/> No <i>If you checked "no" to the above question, are you 16 or 17 years of age and preregistering to vote? <input type="checkbox"/> Yes <input type="checkbox"/> No If you checked "no" to both of the prior two questions, do not complete this form.</i>	
Last Name		First Name	Middle Name
Name at Birth (if different than above)		Place of Naturalization (if applicable)	Date
Physical Address (required, principal place of residence, no P.O. Box)		County	City State Zip Code
Mailing Address (if different from physical)		County	City State Zip Code
Phone Number (optional)	Date of Birth (required, month/day/year)	Place of Birth (required, state or country)	
Utah Driver License or Identification # AND/OR Last 4 Digits of Social Security #		Political Party Affiliation: (optional) <input type="checkbox"/> Constitution <input type="checkbox"/> Democratic <input type="checkbox"/> Green <input type="checkbox"/> Independent American <input type="checkbox"/> Libertarian <input type="checkbox"/> Republican <input type="checkbox"/> United Utah <input type="checkbox"/> Unaffiliated (no party preference) <input type="checkbox"/> Other _____ (specify)	
Email Address (optional)		Would you like to receive your ballot by mail on an on-going basis? (read declaration) <input type="checkbox"/> Yes <input type="checkbox"/> No	
I am a person with a disability (optional) <input type="checkbox"/> Yes <input type="checkbox"/> No		Would you like to classify your registration as a private record? <input type="checkbox"/> Yes <input type="checkbox"/> No	
If previously registered and/or changing personal information, also fill out this section. <input type="checkbox"/> Never registered in State of Utah			
Name on Previous Registration _____		Address on Previous Registration _____ City _____ State _____ Zip _____	
Read and Sign below			
<p>Voter Declaration: I do swear (or affirm), subject to penalty of law for false statements, that the information contained in this form is true and that I am a citizen of the United States and a resident of the State of Utah, residing at the above address. Unless I have indicated above that I am preregistering to vote in a later election, I will be at least 18 years of age and will have resided in Utah for 30 days immediately before the next election. I am not a convicted felon currently incarcerated for commission of a felony.</p> <p>Citizenship Affidavit: I hereby swear and affirm, under penalties for voting fraud set forth below in Utah Code Section 20A-2-401, that I am a citizen and that to the best of my knowledge and belief the information above is true and correct.</p> <p>Vote By-Mail (only if requested): I am a qualified elector, residing at the address above and I am applying for an official absentee ballot to be sent to me and voted by me at each election in which I am eligible to vote.</p>			
Signature X		Today's Date	
OFFICE USE ONLY	Type of ID	Voting Precinct	Voting ID #
		Type Mail Form Date 05/14	



State of Utah Voter Registration Form

Voter Instructions - You can also register to vote online at voter.utah.gov

You may use this form to:

- Register to vote in Utah
- Preregister to vote if you are 16 or 17 years of age
- Change your name or address on your voter registration record
- Affiliate with a party or change your party affiliation

To register to vote in Utah, you must:

- Be a citizen of the United States
- Have resided in Utah at least 30 days immediately before the next election
- Be at least 18 years of age on or before the next election, OR
- Be 17 years of age but will be at least 18 years of age on or before the next general election

Mail-in registration instructions:

- Complete all required information; if not applicable write "N/A."
- If you have registered to vote with a different name or address, complete the change of information section.
- **One of the following is required: a Utah Driver License number, a Utah State Identification number, or the last four digits of your Social Security number. If you do not have a Utah Driver License or a Utah State Identification card, please write "None" in the space designated for a Utah Driver License or Utah State Identification and fill in the last four digits of your Social Security number.**
- Read the voter declaration and citizenship affidavit and sign and date below.

Deadline for submitting this form:

- By Mail: This form must be postmarked at least 30 days before an election to be eligible to vote in that election (see the back of this form).
- Walk In: This form must be delivered in person to your county clerk at least 7 days before the election to be eligible to vote in that election.

Please note:

- If you are qualified and the information on your form is complete, your county clerk will mail confirmation of your registration to you.
- You may apply to the lieutenant governor or your county clerk to have your entire voter registration record classified as private.
- You must present valid voter identification to the poll worker before voting, which must be a valid form photo identification that shows your name and photograph, or, (2) two different forms of identification that show your name and current address.
- For more information contact your county clerk (see the back of this form) or the Lieutenant Governor's Office at vote.utah.gov or 1-800-995-VOTE.

NOTICE: Voter registration records are considered public under Utah Code § 63G-2-301, excluding driver license or identification card numbers, Social Security numbers, email addresses, and the day of your month of birth. Preregistration records are considered private until the registrant reaches 18 years of age.

The portion of a voter registration form that lists a person's month or year of birth is a private record, the use of which is restricted to government officials, government employees, political parties or certain other persons.

In accordance with Utah code section 20A-2-401, the penalty for willfully causing, procuring, or allowing yourself to be registered or preregistered to vote if you know you are not entitled to register or preregister to vote is up to one year in jail and a fine of up to \$2,500.

Some Utah 16-year-olds sent primary election ballots by mistake

by Kyle Harvey | Tue, June 16th 2020, 7:26 PM MDT



In Utah, 16- and 17-year-olds can “pre-register” to vote when they file paperwork for a driver license.

Under normal circumstances, the system tags the name as ineligible at first and then is programmed to change its status on the driver’s 18th birthday. But an error last week caused 150 new licensed drivers in several counties to be given active status right away.

“Very small glitch and I’m glad we caught it early,” said Justin Lee, the state’s director of elections.

Some Utah 16-year-olds sent primary election ballots by mistake (Photo: KUTV)



SALT LAKE CITY (KUTV) — Local and state elections officials say a state computer system is to blame for a glitch that sent ballots for the upcoming primary election to dozens of teens who’d recently applied for driver licenses.

Reason(s) for completing this form (optional) <input type="checkbox"/> New Registration <input type="checkbox"/> Party Affiliation Change <input type="checkbox"/> Address Change <input type="checkbox"/> Name Change		Are you a citizen of the United States of America? <input type="checkbox"/> Yes <input type="checkbox"/> No <i>If you checked "no" to the above question, do not complete this form.</i> Will you be at least 18 years of age on or before election day? <input type="checkbox"/> Yes <input type="checkbox"/> No If you checked "no" to the above question, are you 16 or 17 years of age and preregistering to vote? <input type="checkbox"/> Yes <input type="checkbox"/> No <i>If you checked "no" to both of the prior two questions, do not complete this form.</i>		
Last Name		First Name		Middle Name
Name at Birth (if different than above)		Place of Naturalization (if applicable)		Date
Physical Address (required, principal place of residence, no P.O. Box)		County	City	State Zip Code
Mailing Address (if different from physical)		County	City	State Zip Code
Phone Number (optional)	Date of Birth (required, month/day/year)	Place of Birth (required, state or country)		
Utah Driver License or Identification # AND/OR Last 4 Digits of Social Security #		Political Party Affiliation: (optional) <input type="checkbox"/> Constitution <input type="checkbox"/> Democratic <input type="checkbox"/> Green <input type="checkbox"/> Independent American <input type="checkbox"/> Libertarian <input type="checkbox"/> Republican <input type="checkbox"/> United Utah <input type="checkbox"/> Unaffiliated (no party preference) <input type="checkbox"/> Other _____ (specify)		
Email Address (optional)				
Would you like to receive your ballot by mail on an on-going basis? (read declaration) <input type="checkbox"/> Yes <input type="checkbox"/> No	I am a person with a disability (optional) <input type="checkbox"/> Yes <input type="checkbox"/> No	Would you like to classify your registration as a private record? <input type="checkbox"/> Yes <input type="checkbox"/> No		
If previously registered and/or changing personal information, also fill out this section.		<input type="checkbox"/> Never registered in State of Utah		
Name on Previous Registration _____		Address on Previous Registration _____ City _____ State _____ Zip _____		
Read and Sign below				
Voter Declaration: I do swear (or affirm), subject to penalty of law for false statements, that the information contained in this form is true and that I am a citizen of the United States and a resident of the State of Utah, residing at the above address. Unless I have indicated above that I am preregistering to vote in a later election, I will be at least 18 years of age and will have resided in Utah for 30 days immediately before the next election. I am not a convicted felon currently incarcerated for commission of a felony. Citizenship Affidavit: I hereby swear and affirm, under penalties for voting fraud set forth below in Utah Code Section 20A-2-401, that I am a citizen and that to the best of my knowledge and belief the information above is true and correct. Vote By-Mail (only if requested): I am a qualified elector, residing at the address above and I am applying for an official absentee ballot to be sent to me and voted by me at each election in which I am eligible to vote.				
Signature X		Today's Date		
OFFICE USE ONLY	Type of ID	Voting Precinct	Voting ID #	Type: Mail Form Date: 05/18



State of Utah

Absentee Ballot Application

Updated 05/2015

Who is eligible to vote by absentee ballot:

Any person who is registered to vote may vote by absentee ballot (See Utah Code 20A-3-301).

How to apply for an absentee ballot:

Fill out the following application, and then mail or drop off the application to your county clerk's office. You may also request an absentee ballot online at VOTER.UTAH.GOV.

Overseas and military voters (UOCAVA voters) may electronically request an absentee ballot, receive an absentee ballot electronically, and return a completed absentee ballot electronically. Forms may be emailed to elections@utah.gov or submitted directly to your county clerk.

When to apply for an absentee ballot:

The county clerk must receive the absentee ballot application no later than the Thursday before the election. See the reverse side of this form for your county clerk's mailing address and contact information.

How to cancel an absentee ballot request:

Contact your county clerk if you no longer wish to receive absentee ballots.

All of the elections in 2016 will be conducted by mail meaning that all active voters will receive the ballot in the mail about 3 weeks before the election.

Absentee ballot applications only need to be filled out by those voters that need a ballot sent to a location other than their normal mailing address.

Last Name	First Name	Middle Name	Date of Birth (month/day/year)	
Physical Address		City	State	ZIP Code

I, a qualified elector (voter), residing in _____ County at the above address, apply for an official absentee ballot to be voted by me at the election. If I am applying for an absentee ballot for a regular or Western States Presidential primary election, I apply for an official absentee ballot for the _____ political party to be voted by me at the primary election. **I understand that I must be affiliated with or authorized to vote the political party's ballot that I request.**

I would like my name placed on the permanent absentee voter list: ___ YES ___ NO

If you checked NO to the above question, please indicate when you would like to be removed from the absentee voter list: _____
(examples: "12/1/2020" or "After the 2020 General Election")

I request that the ballot be mailed to the following address: _____

I am an overseas citizen: ___ YES ___ NO I am an overseas military voter: ___ YES ___ NO I am a domestic military voter: ___ YES ___ NO

If you checked YES, you may designate a fax no. or email where your ballot will be sent: _____
(If blank, ballot will be mailed to the address listed above)

Read and Sign Below:

Application provided by a third party: I understand that a person that collects this absentee ballot application is required to file it with the appropriate election official before the earlier of fourteen days after the day on which I sign the application or the Thursday before the next election. This form is provided by: _____.

Applicant Declaration: I have verified that the information on this application is correct.

Voter's Signature	Date (month/day/year)
-------------------	-----------------------

OFFICE USE ONLY Voter ID #: _____ Precinct: _____ Ballot Number: _____ Ballot Format: _____ Date Voted: _____





State of Utah Voter Registration Form

Reason(s) for completing form: New Registration Party Affiliation Change Address Change Name Change

1 Eligibility

Yes No Are you a citizen of the United States?
If you answered "No", do not complete this form.

Yes No Will you be at least 18 years of age on or before election day?

Yes No If you checked "no" to the above question, are you 16 or 17 years of age and preregistering to vote?
If you answered "No" to both of the prior two questions, do not complete this form.

2 Name

Last Name _____ First Name _____ Middle Name _____ Suffix _____

Name at Birth (if different from above) _____

3 The address where you live

Residential Address (no P.O. Boxes) _____ Unit or Apt. Number _____ City or Town _____

State _____ Zip Code _____ County in Utah _____

4 The address where you get your mail

Same as above

Mailing Address or P.O. Box _____ Unit or Apt. Number _____

City or Town _____ State _____ Zip Code _____

5 Identification

Write your birth date below:
MM - DD - YYYY

I have a valid **Utah Driver's License** or valid **Utah ID** card.
Write that number here: _____

I do not have a valid **Utah Driver's License** or valid **Utah ID** card.
Write the last four digits of your Social Security Number here: _____

I do not have a valid UT Driver's License, valid UT ID card, or a Social Security Number.


Place of Birth (state or country) _____ Place of naturalization (if applicable) _____ Date of naturalization (if applicable) _____

6 Political party affiliation

I would like to be a member of the following political party:

Constitution Democratic Green Independent American Libertarian

Republican United Utah Unaffiliated (no party preference) Other: _____ (specify)



Optional information

7

()
Phone number with area code

I am a voter with a disability

I would like to be a poll worker

Important election information is often sent by email:
(This **does not mean** your ballot will be emailed to you) Email Address (confidential)

Active military and voters living outside of the U.S.

8

I am a voter residing out of the U.S. I am an active military voter or a dependent of one

If you checked either of the boxes above, you may designate a fax number or email address where your ballot will be sent:



Updating a current record?

9

I have previously registered to vote

Previous Residential Address

Unit or Apt. Number

I have never registered to vote (skip this section)

City or Town

State

Zip Code

Previous legal name (if applicable)

Privacy information

10

Voter registration records contain some information that is available to the public, such as your name and address, some information that is available only to government entities, and some information that is available only to certain third parties in accordance with the requirements of law. Your driver license number, identification card number, social security number, email address, and full date of birth are available only to government entities. Your year of birth is available to political parties, candidates for public office, certain third parties, and their contractors, employees, and volunteers, in accordance with the requirements of law. You may request that all information on your voter registration records be withheld from all persons other than government entities, political parties, candidates for public office, and their contractors, employees, and volunteers, by indicating here:

Yes, I request that all information on my voter registration records be withheld from all persons other than government entities, political parties, candidates for public office, and their contractors, employees, and volunteers.

For information about requesting additional privacy protection, and to learn about specific circumstances when a person's voter registration can be withheld from the groups listed above, please see the reverse side of this form.

Read and Sign below

Voter Declaration

11

Voter Declaration: I do swear (or affirm), subject to penalty of law for false statements, that the information contained in this form is true and that I am a citizen of the United States and a resident of the State of Utah, residing at the above address. Unless I have indicated above that I am preregistering to vote in a later election, I will be at least 18 years of age and will have resided in Utah for 30 days immediately before the election. I am not a convicted felon currently incarcerated for commission of a felony.
Citizenship Affidavit: I hereby swear and affirm, under penalties for voting fraud set forth below in Utah Code Section 20A-2-401, that I am a citizen and that to the best of my knowledge and belief the information above is true and correct.

Signature box

Signature

Today's Date

OFFICE USE ONLY	Type of ID	Voting Precinct	Voting ID #	Type: Mail Form Date: 05/20
-----------------	------------	-----------------	-------------	-----------------------------

Information about this registration

You may also register to vote or update your registration online at www.voter.utah.gov

How do I turn in this form?

You can submit this form by mailing, delivering, or scanning and emailing it to your county clerk's office. You can obtain your county clerk's contact information at www.vote.utah.gov or by calling the Office of the Utah Lieutenant Governor.

You may also mail your registration to:

Office of the Utah Lieutenant Governor
Elections Division
P.O. Box 142325
Salt Lake City, UT 84114

Am I eligible to register to vote?

You are eligible to register to vote if you:

- Are a citizen of the United States
- Have resided in Utah for at least 30 days immediately before the next election
- Are at least 18 years of age on or before the next election*
- If you are 16 or 17 years of age, you may preregister to vote.

**A voter who is 17 years of age is eligible to participate in a Primary Election if they will turn 18 years of age on or before the date of the next General Election.*

When is the voter registration deadline?

This registration form must be received by your county clerk's office at least 11 days before the election. If this form is not received by this deadline, you may register to vote at a voting center by voting with a provisional ballot and providing two forms of identification. You can find a list of acceptable forms of identification at www.vote.utah.gov.

How will I know if my registration was processed?

Your county clerk's office will send you an official voter information card by mail within 30 days of processing your voter registration form. You can also check the status of your voter registration by visiting www.vote.utah.gov.

Is voter registration information confidential?

The list of registered voters is considered public record and available to the general public in Utah. However, Utah law grants protections to voters who wish to not have their information publicly available. "Section 10" of the Voter Registration Form allows for a voter to protect their information from certain parties, while the section below (titled "How do I request additional privacy protection?") discusses additional privacy protections that are available to certain individuals. A few items remain confidential and are never provided to any requester: your social security number, your UT Driver's License number/UT ID number, email address, full date of birth, and your signature.

How do I request additional privacy protection?

In addition to the protections outlined in "Section 10" of the Voter Registration Form, you may request that all information on your voter registration records be withheld from all political parties, candidates for public office, and their contractors, employees, and volunteers, by submitting a withholding request form, and any required verification, with this registration form, or to the Office of the Utah Lieutenant Governor or a county clerk.

Who can submit a withholding request form?

- A person who is a victim, or is likely to be a victim, of domestic violence or dating violence
- Law enforcement officers
- Individuals protected by protective or protection orders
- Members of the armed forces
- Public figures who have a higher safety risk due to their celebrity status or prominent position (does not include elected officials)
- A person who resides with a person described in the bullet points above.

You can obtain a withholding request form from your county clerk's office or the Office of the Utah Lieutenant Governor, or you may download the form online at www.vote.utah.gov.

Will I need identification to vote?

Yes, you will need to provide identification if you vote in person. If you are registering to vote for the first time and are voting by mail, you will need to provide identification to your county clerk's office.

A list of acceptable forms of identification can be found at www.vote.utah.gov.

Will I get a ballot in the mail?

If this form is received by your county clerk's office at least 11 days before an election, your county clerk's office will mail you a ballot. If you are unable to submit your registration at least 11 days before an election, you must vote at an in-person voting center.

You can find a nearby voting center on www.vote.utah.gov.

Can I register to vote if I have been arrested or convicted of a crime?

You can register to vote if you:

- Are granted parole;
- Are on probation for a misdemeanor or a felony;
- Are a pretrial detainee awaiting trial;
- Are currently in jail serving a sentence for a misdemeanor that is not related to election law; or
- Are no longer serving a term of imprisonment due to a felony or misdemeanor conviction.

How do I vote if I'm a Utah resident but live outside of the state at the time of an election?

If you are a Utah resident who is actively serving military duty or currently resides outside of the U.S., complete "Section 8" of the Voter Registration Form to be eligible to receive a ballot by fax or email. If you are a Utah resident and would prefer to not receive your ballot at your primary residence, you can obtain an "Alternate Address Request Form" online at www.vote.utah.gov and submit it to your county clerk's office. This will enable you to receive your by-mail ballot at a separate address from your primary residence.

Utah Elections (2020 - 2021)

2020 Primary Election - June 30, 2020

2020 General Election - November 3, 2020

2021 Municipal Primary Election - August 10, 2021

2021 Municipal General Election - November 2, 2021

Who should I contact if I have more questions?

Contact your county clerk's office. You can obtain their contact information at www.vote.utah.gov.

You may also contact the Office of the Utah Lieutenant Governor:

Phone: (801) 538-1041

Email: elections@utah.gov

Website: www.vote.utah.gov



2022

VOTER INFORMATION

June 28, 2022
PRIMARY ELECTION
November 8, 2022
GENERAL ELECTION

Election Day Poll Hours: 7am-8pm

How do I vote?

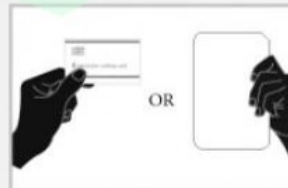
1

Present your valid form of ID to the poll worker and sign the official voting register.



2

The poll worker will give you a ballot.



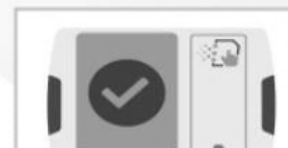
3

Follow the instructions provided.



4

Double-check your selections.



What are my rights?

As a voter, you have the right to:

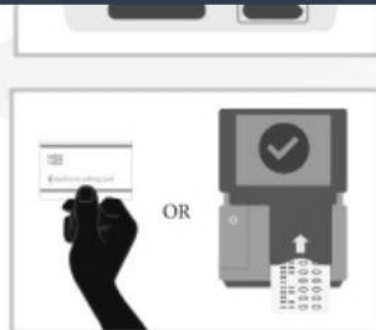
- Have your ballot fairly and accurately counted
- Vote in any election scheduled in your jurisdiction
- Vote if you are in line before the polls close
- Cast your ballot in private without being interrupted, intimidated, coerced, or threatened
- Ask for help to cast your ballot
- Vote a ballot that is easy to understand and legible
- Replace your ballot if you made a mistake (if you did not already cast your ballot)
- Vote a provisional ballot if you are not allowed to vote on a regular ballot and be able to check the status of that provisional ballot

Voters with Disabilities

Polling locations must be accessible for all voters. Assistance to the hearing and/or visually impaired is provided by electronic voting machines. You may receive assistance from a poll worker or an individual of your choice; however, an employer, union representative, or candidate may not assist you.

5

Cast your ballot. Ask for assistance if needed.



What is valid identification?

Acceptable ID includes *valid*:

- Utah Driver's License
- U.S. Passport
- Tribal ID Card
- Utah Concealed Carry Permit

OR

- **TWO** documents that have your name and provide evidence of residence (such as a utility bill and a bank statement)

The poll worker will provide you with a provisional ballot if you do not have valid ID, you are not found in the official voting register, or your right to vote is challenged. Complete the provisional ballot affidavit and then follow the instructions above to vote.

You may check the status of your provisional ballot after Election Day by visiting vote.utah.gov.

Have your rights been violated or have you witnessed election fraud?

Contact one of these offices:

County Clerk: _____

Utah Lieutenant Governor's Office: (801) 538-1041

Utah Attorney General's Office: (801) 366-0260

U.S. Department of Justice: (202) 514-2000



Prohibitions

It is against the law to:

- Receive money or anything of value to vote, change your vote, or not vote
- Vote if you are ineligible to vote
- Impersonate another voter or vote more than once
- Alter any ballot after it has been cast
- Interfere with election officials or other voters
- Intentionally damage, modify, steal, tamper with, or destroy a voting device or equipment
- Deface, remove, or destroy ballots or other election materials
- Electioneer within 150 feet of this polling location

Iranian Whistleblower exploiting military ballots (Unverified)

sqlmap[®]

Automatic SQL injection and database takeover tool

; Introduction();--

sqlmap is an open source penetration testing tool that automates the process of detecting and exploiting SQL injection flaws and taking over of database servers. It comes with a powerful detection engine, many niche features for the ultimate penetration tester and a broad range of switches lasting from database fingerprinting, over data fetching from the database, to accessing the underlying file system and executing commands on the operating system via out-of-band connections.

Iranian Whistleblower exploiting military ballots (Unverified)



The image is a screenshot of a web browser displaying the website <https://www.fvap.gov>. The browser's address bar shows the URL and the site is identified as 'FVAP.gov - Mozilla Firefox'. The website header includes the FVAP logo, the text 'FVAP.GOV FEDERAL VOTING ASSISTANCE PROGRAM', and a navigation menu with links for 'Election Forms and Materials', 'Voting Assistance Guide', 'FAQs', 'Links', and 'Contact'. A search bar is also present with the placeholder text 'Looking for something?'. Below the header is a dark blue navigation bar with links for 'Military Voter', 'Overseas Citizen Voter', 'Voting Assistance Officer', 'Election Official', and 'General Information'. The main content area features a large banner with the text 'MILITARY AND OVERSEAS CITIZENS CAN VOTE NOW.' and 'If you haven't received your requested ballot, fill out the Federal Write-in Absentee Ballot (FWAB)'. A prominent blue button with a white arrow says 'Fill out the FWAB →'. Below this button, a smaller link reads 'If you haven't requested an absentee ballot yet, [click here.](#)'. At the bottom of the banner, it states '21 Days until the November 03 General Election'. Below the banner, the text 'Looking for something specific? Select your state to:' is visible. The browser's left sidebar shows social media icons for Facebook, Twitter, and LinkedIn. A 'Feedback' button is located on the right side of the page.

Iranian Whistleblower exploiting military ballots (Unverified)

The screenshot shows a web browser window displaying the FVAP.gov website. The browser's address bar shows the URL <https://www.fvap.gov/v2/web/additional-usa>. The website header includes the FVAP.gov logo and the text "Voting assistance for Service members, their families and overseas citizens". A search bar is present with the text "Looking for something?" and a "Search" button. The navigation menu includes "Military Voter", "Overseas Citizen Voter", "Voting Assistance Officer", "Election Official", and "General Information". The current page is titled "Absentee Ballot Classification" and shows a form for Alaska. The form includes a "State" dropdown menu set to "Alaska", a "Jurisdiction" dropdown menu set to "classification", and a "Classification" section with the following options:

- Member of the Uniformed Services or Merchant Marine on active duty
- Spouse or dependent of a member of the Uniformed Services or Merchant Marine on active duty
- U.S. citizen living outside the country, and I intend to return
- U.S. citizen living outside the country, and my intent to return is uncertain
- U.S. citizen living outside the country, and I have never lived in the United States

The form also includes a "Previous" button and a "Next" button. The footer of the website provides links to various resources for different voter categories: Military Voter, Overseas Citizen Voter, Voting Assistance Officer, Election Official, and General Information.

Iranian Whistleblower exploiting military ballots (Unverified)

The screenshot shows the FVAP.gov website in a Mozilla Firefox browser. The page title is "FVAP.gov" and the URL is "https://www.fvap.gov/2/submit/assess/assess". The page header includes the FVAP.gov logo and the text "Voting assistance for Service members, their families and overseas citizens". A search bar is present with the text "Looking for something?". The main navigation menu includes "Military Voter", "Overseas Citizen Voter", "Voting Assistance Officer", "Election Official", and "General Information". The "Military Voter" section is active, and the "State of Voting Residence" page is displayed. The page features a map of the United States with a yellow circle highlighting a state, and a dropdown menu set to "Alaska". The page includes a "Start Over" button and a "Feedback" button. A large watermark "Markov" is visible across the page.

FVAP.GOV
FEDERAL VOTING ASSISTANCE PROGRAM

Voting assistance for Service members, their families and overseas citizens

Looking for something?

[Home](#) [Military Voter](#) [Overseas Citizen Voter](#) [Voting Assistance Officer](#) [Election Official](#) [General Information](#)

State of Voting Residence

State:

Select Your State:

[Alaska](#) [Hawaii](#) [Puerto Rico](#) [Virgin Islands](#) [Guam](#) [Northern Mariana Islands](#)

Military Voter
How to Vote Absentee
Service Voting Assistance
Military Secures and Families
Separating from Active Duty
Voting Residence

Overseas Citizen Voter
How to Vote Absentee
Never Resided in the U.S.
Voting Residence
Voting Assistance Guide
FAQs

Voting Assistance Officer
How to Be a VAO
Training
Materials
Directives and Guidance
Certification Folder

Election Official
Serving JOC/VA Voters
Training
MOVIC Act Waivers
Grant Programs
Policy Briefs

General Information
About FVAP
About Absentee Voting
About the Laws
Reports and Surveys
News

[Feedback](#)

Iranian Whistleblower exploiting military ballots (Unverified)

The screenshot shows a web browser window with a terminal application open. The terminal displays the text "hacking the mailing voting registration database..." followed by two lines of data. A large, semi-transparent watermark "MarkyCook" is overlaid across the terminal content.

Terminal Output:

```
hacking the mailing voting registration database...  
  
7689956 | XXX-XX-3876 | ANCHORAGE | FEMALE | BAIRD KIERSTYN | BAIRD | KIERSTYN | NULL  
NULL | | 05/11/1995 | NULL | NULL | NULL | ALASKA DEMOCRATIC PARTY  
NULL | | | | 6511 CARLOS COURT ANCHORAGE | |  
  
20 | 7681110 | XXX-XX-7149 | EAGLE RIVER | FEMALE | YOUNG CHEYANNA MARTE | YOUNG | CHEYANNA | MARTE  
530-722-5477 | | 02/08/2001 | CHEYANNAYOUNG112233@SM.ATL.COM | 530-410-1844 | ALASKA REPUBLICAN PARTY  
12242 VISTA RIDGE LOOP EAGLE RIVER AK 99577-7047 | 12242 VISTA RIDGE LOOP EAGLE RIVER |
```

Browser Address Bar: <https://www.fvap.gov/3/feedback/information>

Browser Navigation: Back, Forward, Reload, Home, Search

Browser Tabs: PWRgov

Page Navigation: Decision Forms and Materials, Voting Assistance Guide, FAQs, Links, Contact

Terminal Menu: File, Edit, View, Bookmarks, Tools, Settings, Help

Terminal Actions: New, Open, Save, Save As, Close, Undo, Redo

Terminal Status: Line 12, Column 2

Terminal Encoding: INSERT, en_US, Soft Tab: 4, UTF-8, Normal

Page Elements: Feedback button, Social media icons (Facebook, Twitter, LinkedIn, Email)

Iranian Whistleblower exploiting military ballots (Unverified)

The screenshot shows the FVAP.gov website in a Mozilla Firefox browser. The page title is "FVAP.gov - Mozilla Firefox" and the address bar shows "https://www.fvap.gov/3/fwab/choose-election". The website header includes the FVAP.gov logo and the text "Voting assistance for Service members, their families and overseas citizens". A search bar is visible with the text "Looking for Something?". The main navigation menu includes "Military Voter", "Overseas Citizen Voter", "Voting Assistance Officer", "Election Official", and "General Information". The current page is "choose-election" for the state of Alaska. A yellow warning banner states: "You have entered Personally Identifiable Information (PII). If using a public computer, close the browser when finished and delete the PDF after printing." The "Choose Election" section shows "General Election" selected with a checkmark, and the date "November 3, 2020" displayed. A "Select" button is visible below the date. The left sidebar contains a menu with options: "State", "Jurisdiction", "Classification", "Additional Uses", "My Information", "Residence", "Address", "Additional Information", "Choose Election", "Candidates", "Confirm Candidates", "Review", and "Print". The footer contains five columns of links: "Military Voter", "Overseas Citizen Voter", "Voting Assistance Officer", "Election Official", and "General Information".

FVAP.GOV
FEDERAL VOTING ASSISTANCE PROGRAM

Voting assistance for Service members,
their families and overseas citizens

Looking for Something?

Electon Forms and Materials | Voting Assistance Guide | FAQs | Links | Contact

Home Military Voter Overseas Citizen Voter Voting Assistance Officer Election Official General Information

Alaska All choose-election

You have entered Personally Identifiable Information (PII).
If using a public computer, close the browser when finished and delete the PDF after printing.

Choose Election

General Election

Nov 3
November 3, 2020

FVAP.gov
Online Assistant
Complete the FVAB

- State
- Jurisdiction
- Classification
- Additional Uses
- My Information
- Residence
- Address
- Additional Information
- Choose Election
- Candidates
- Confirm Candidates
- Review
- Print

Military Voter
How to Vote Absentee
Service Voting Assistance
Military Spouses and Partners
Separating from Active Duty
Voting Assistance

Overseas Citizen Voter
How to Vote Absentee
Never Resided in the U.S.
Voting Residence
Voting Assistance Guide
FAQs

Voting Assistance Officer
How to Be a VAO
Training
Materials
Directives and Guidance
Continuity Folder

Election Official
Serving JOCAMA Voters
Training
MOVIC Act Waivers
Grant Programs
Policy Tools

General Information
About FVAP
About Absentee Voting
About the Laws
Reports and Surveys
News

Feedback

Iranian Whistleblower exploiting military ballots (Unverified)

FWPgov - Mozilla Firefox

FWPgov

https://www.fwp.gov/2/fwab/candidates

02/24/2021

Online Assistant
Complete the FWAB

- State
- Jurisdiction
- Classification
- Additional Uses
- My Information
- Residence
- Address
- Additional Information
- Choose Election
- Candidates
- Confirm Candidates
- Review
- Print

Vote Candidates

Candidates List

U.S. President/Vice President

Candidate's Name	Political Party
<input type="radio"/> Joseph R. Biden, Jr. / Kamala D. Harris	Democratic Nominee
<input type="radio"/> Don Boudaridze / William Barr	Constitution Nominée
<input type="radio"/> Heceta "Rocky" De La Haza / Larry G. Richardson	Altovan Nominée
<input type="radio"/> James G. "Jesse Ventura" Jones / Cynthia McKinney	Green Nominee
<input type="radio"/> Jo Jorgensen / Jeremy "Biker" Cohen	Liberarian Nominee
<input type="radio"/> Brock Pierce / Kara Ballard	Patron Nominée
<input type="radio"/> Donald J. Trump / Michael R. Pence	Republican Nominée

Enter your own in candidates:

<input type="radio"/> Candidate Name	Political Party
--------------------------------------	-----------------

Clear Selection

U.S. Senate

Candidate's Name	Political Party
<input type="radio"/> Al Green	Democratic Nominee
<input type="radio"/> John Wayne Howe	AK Indep. Nominee
<input type="radio"/> Dan Sullivan	Republican Nominée

Feedback

Iranian Whistleblower exploiting military ballots (Unverified)



Iranian Whistleblower exploiting military ballots (Unverified)



Collin County, TX – Voter list inconsistencies

Here is another example from Collin County where the State added four voters sometime between May 3, 2022 and June 10, 2022. Where did these names come from?

The names have been redacted for privacy. But can be shared with legislators.

35814	3/1/2022		248		3/1/2022		248
35815	3/1/2022		248		3/1/2022		248
35816	3/1/2022		248		3/1/2022		248
35817	3/1/2022		248		3/1/2022		248
35818	3/1/2022		248		3/1/2022		248
35819	3/1/2022		248		3/1/2022		248
35820	3/1/2022		248		3/1/2022		248
35821	Date				Date		
35822	3/1/2022		221	ssss	3/1/2022		231
35823	3/1/2022		229	ssss	3/1/2022		240
35824	3/1/2022		231	ssss	3/1/2022		221
35825	3/1/2022		240	ssss	3/1/2022		229
35826				ssss	3/1/2022		59
35827				ssss	3/1/2022		150
35828				ssss	3/1/2022		67
35829				ssss	3/1/2022		67
35830							
35831							
35832							
35833							
35834							
35835							
35836							
35837							
35838							
35839							
35840							
35841							
35842							
35843							
35844							
35845							

left column was 03 May - 2 months after the primary

right side is June 10th

this is a list of voters who voted.

The state has 2 instances of [redacted] and [redacted] in 2 different precincts - this is possible given name statistics, especially since their VUID are different - but it's the 4 names added that is a problem.

But why were these names:

[redacted]

added to the list of voters sometime between may and june?

if they really voted why were they not there 10 days after the election

if they did not vote why were they added?

Figure 2 comparing 5/3 to 6/10 for the March Primary – 2 duplicates but that might be OK, as it may be possible with suffixes, but there were also 4 names added over 2 months after the election.

Galveston County, TX – Voter list inconsistencies

And this issue does not just occur in Collin County.

Here is a chart from Galveston County. This chart was downloaded from the SOS website on July 2, 2022, and July 24, 2022 (four months after the primary). Notice that there are 2 votes removed from the Official Election Day Voting Information.

11	HIDALGO	an	404,404	4,974	15,219	4.00%	179	15,398	3.81%	Click Here	0	0	0	0	0	HIDALGO	an	404,404	4,974	15,219	4.00%	179	15,398
12	WILLIAMSON	Republican	399,779	20,783	46,517	12.00%	1,582	48,099	12.03%	Click Here	0	0	0	0	0	WILLIAMSON	Republican	399,779	20,783	46,517	12.00%	1,582	48,099
13	MONTGOMERY	Republican	391,078	29,793	68,253	17.47%	3,272	72,528	18.55%	Click Here	0	0	0	0	0	MONTGOMERY	Republican	391,078	29,793	68,253	17.47%	3,272	72,528
14	GALVESTON	Republican	229,469	10,886	29,830	13.00%	1,609	31,499	13.73%	Click Here	0	0	0	2	2	GALVESTON	Republican	229,469	10,886	29,830	13.00%	1,671	31,501
15	BRAZORIA	Republican	228,253	10,374	29,584	13.00%	1,479	31,063	13.61%	Click Here	0	0	0	0	0	BRAZORIA	Republican	228,253	10,374	29,584	13.00%	1,479	31,063
16	CAMERON	Republican	222,642	4,079	10,377	5.00%	280	10,637	4.78%	Click Here	0	0	0	0	0	CAMERON	Republican	222,642	4,079	10,377	5.00%	280	10,637
17	BELL	Republican	218,892	11,131	20,122	9.00%	1,351	21,473	9.81%	Click Here	0	0	0	0	0	BELL	Republican	218,892	11,131	20,122	9.00%	1,351	21,473

Figure 3 – This is 4 months after the election. 2 votes were removed from the OFFICIAL Election Day Voting Information.

The election numbers should be a fixed set of names and VUIDs **at the time of certification**. Why are numbers and names changing months after the election? And who is doing this? Is there something in the system that makes these changes?

These data changes do not appear to be happening at the county level. So what is happening at the State level? The SOS website has a disclaimer that says that they do not alter or modify data provided by the county.

Disclaimer: All information displayed is provided by county election officials. The Office of the Secretary of State does not alter or modify the data provided in any way. For questions related to this information, please contact the appropriate [county election official](#)

According to the above disclaimer, the State doesn't alter any information; therefore, there should NOT be changes at the State level that are not happening at the County level.

Galveston County, TX – Voter list inconsistencies

This series of screen shots shows unusual modifications of the state database with the timestamp going backwards.

DEMOCRATS on 4/22 at 6:13 PM

2022 MARCH 1ST DEMOCRATIC PRIMARY (March)

Disclaimer: All information displayed is provided by county election officials. The Office of the Secretary of State does not alter or modify the data provided in any way. For questions related to this information, please contact the appropriate [county election official](#).

[Past Early Voting Totals](#)

Official Early Voting Turnout by Date

Last Updated: 04-22-2022 02:40:01 PM

-- Select Early Voting Date --

Official Polling Place Information by County

Last Updated: 04-09-2022 03:36:56 PM

-- Select County --

Official Election Day Turnout by County

Last Updated: 04-22-2022 02:08:32 PM

-- Select Date --

[Previous](#) [Submit](#)

DEMOCRATS on 4/22 at 8:57PM

3hrs

2022 MARCH 1ST DEMOCRATIC PRIMARY (March)

Disclaimer: All information displayed is provided by county election officials. The Office of the Secretary of State does not alter or modify the data provided in any way. For questions related to this information, please contact the appropriate [county election official](#).

[Past Early Voting Totals](#)

Official Early Voting Turnout by Date

Last Updated: 04-22-2022 07:05:00 PM

February 25, 2022

Official Polling Place Information by County

Last Updated: 04-09-2022 03:36:56 PM

-- Select County --

Official Election Day Turnout by County

Last Updated: 04-20-2022 10:03:27 AM

-- Select Date --

[Previous](#) [Submit](#)

Figure 4. Comparing the selection menu on 4/22 at approx. 6PM and 9PM – Date stamp is artificially being adjusted.

Brazos County, TX – Unusual increase in registered voters



Brazos County grows to more than 120,000 registered voters, deadline for voter registration Monday

The deadline is coming up fast to vote for the November Election

By Clay Falls

Published: Oct. 2, 2020 at 7:01 PM CDT



BRYAN, Texas (KBTX) - If you want to vote in the November election and haven't registered yet you're running out of time.

The deadline is Monday, October 5.

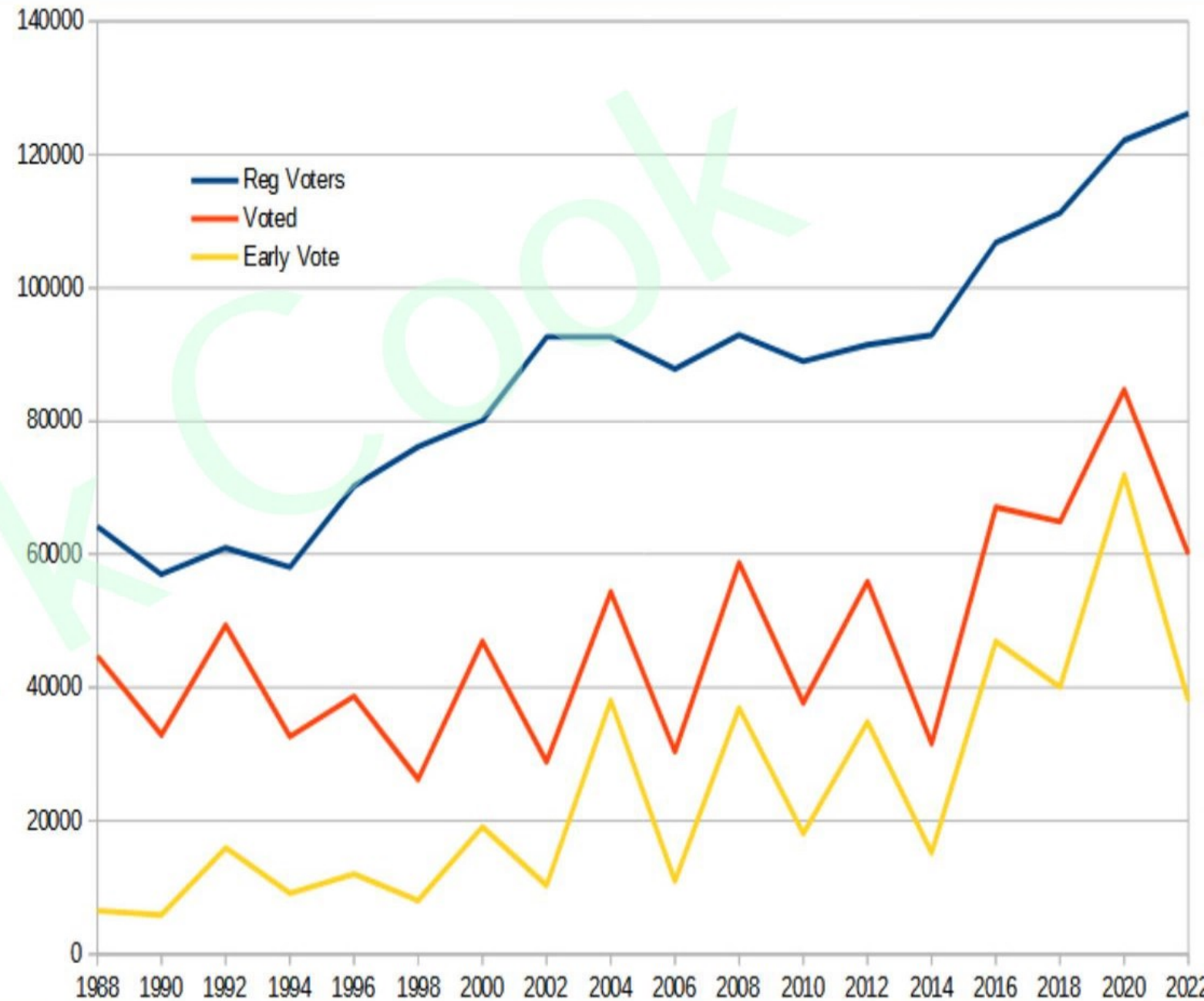
Brazos County now has a new record of more than 120,000 registered voters. Elections Administrator Trudy Hancock said Friday they've seen thousands of new voters added in recent weeks. The deadline to register is Monday and you'll need to know your driver's license number or the last four digits of your social security number. You don't have to present an ID to register.

"Every year we see people show up to the polls wanting to cast a ballot and they can't because they haven't registered and that's why it's very important to register before Monday," said David Hilburn, Chair of the Republican Party of Brazos County. He said their office is getting lots of calls.

"It's been a big uptick of people registering and whether that's just because of the presidential year or whether it's because of this specific election I don't know. You know as our population grows, it's natural to get people to move in. The numbers are going to go up," Hilburn added.

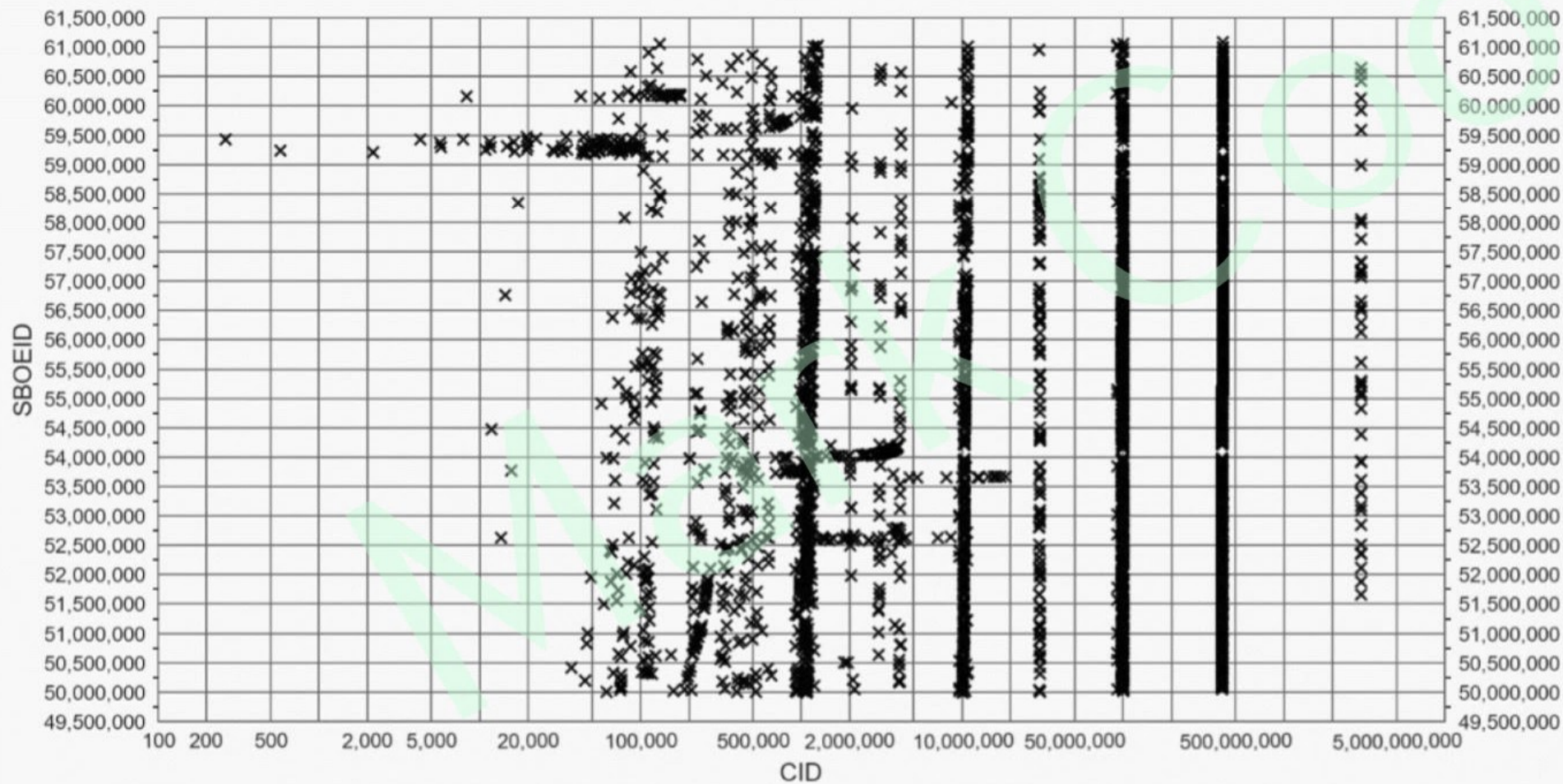
Brazos County, TX – Unusual Patterns

YEAR	Reg Voters	Voted	Voted %	Early Vote	EV %
1988	64,143	44,690	69.67%	6,536	14.63%
1990	56,949	32,886	57.75%	5,888	17.90%
1992	60,915	49,334	80.99%	15,931	32.29%
1994	58,036	32,641	56.24%	9,118	27.93%
1996	70,204	38,644	55.05%	12,003	31.06%
1998	76,095	26,237	34.48%	8,042	30.65%
2000	80,133	46,941	58.58%	19,097	40.68%
2002	92,659	28,828	31.11%	10,304	35.74%
2004	92,666	54,309	58.61%	38,063	70.09%
2006	87,838	30,388	34.60%	10,974	36.11%
2008	92,984	58,673	63.10%	36,906	39.69%
2010	88,998	37,695	42.35%	18,076	20.31%
2012	91,496	55,866	61.06%	34,844	38.08%
2014	92,928	31,588	33.99%	15,162	16.32%
2016	106,804	67,029	62.76%	46,926	43.94%
2018	111,236	64,836	58%	40,070	36%
2020	122,137	84,753	69.39%	71,847	58.82%
2022	126,123	59,954	47.54%	37,962	30.10%



The Caesar Cipher and Stacking the Deck New York State Voter Rolls

All OOR High records



A Paquette
New York Citizens' Audit
Email: paqart@gmail.com



Election Ecosystem: Control

FREEDOM

Precinct

County

State

Corporations

Voter Reg

PAST

CURRENT

CURRENT

Voter Validation

PAST

CURRENT

CURRENT

Tabulation

PAST

Hand Audit

100%

Reporting

PAST

Transparency

HIGH

BOOK

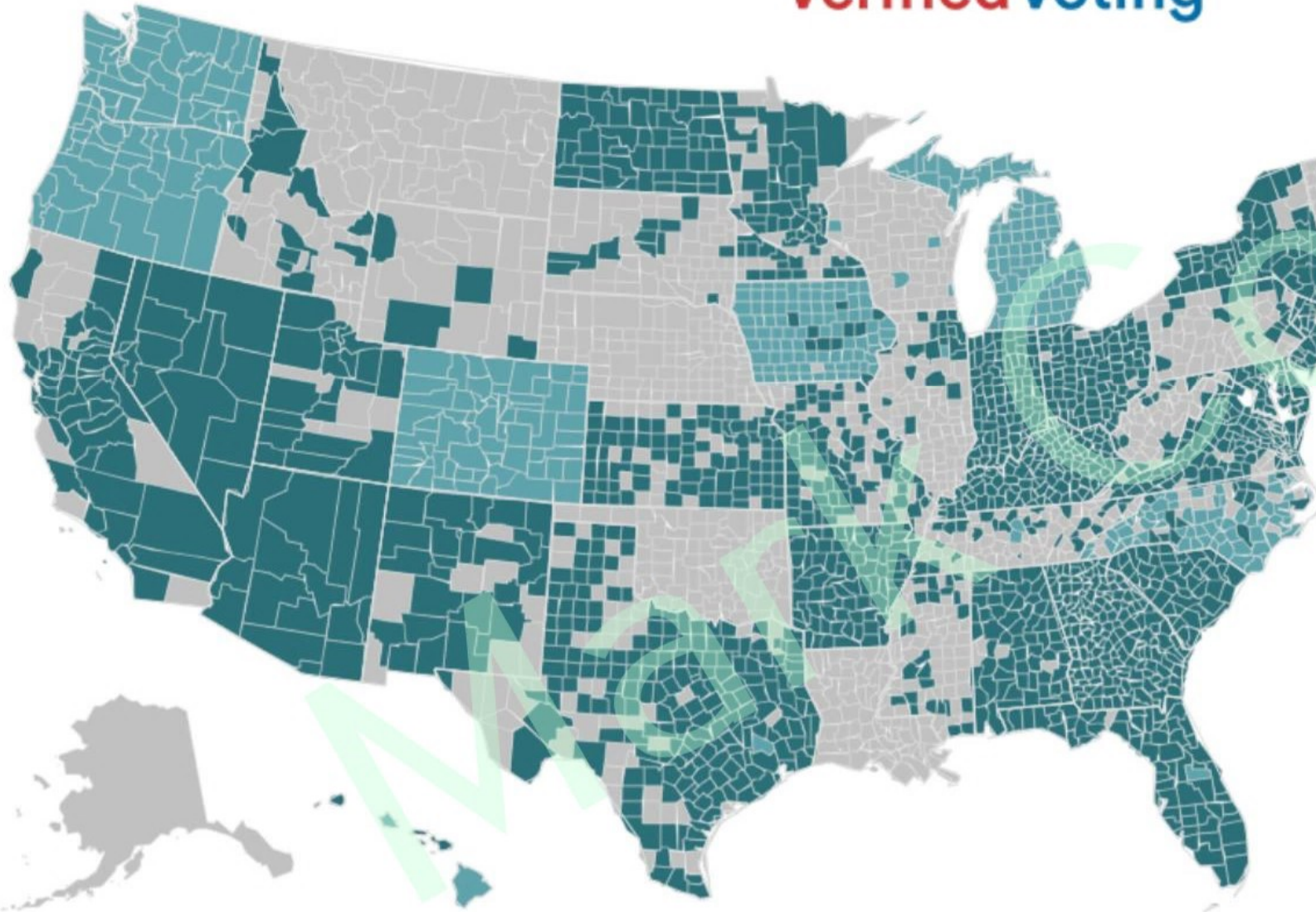
Choose A State

Jump to state or jurisdiction

Verified Voting



US Territories Excluded in All Calculations



Poll Books	?
Paper Poll Books	18.0%
In-House Electronic Poll Books	12.8%
Commercial Electronic Poll Books	69.3%

US Territories

AS

GU

MP

PR

VI

EXCEL | CSV | JSON

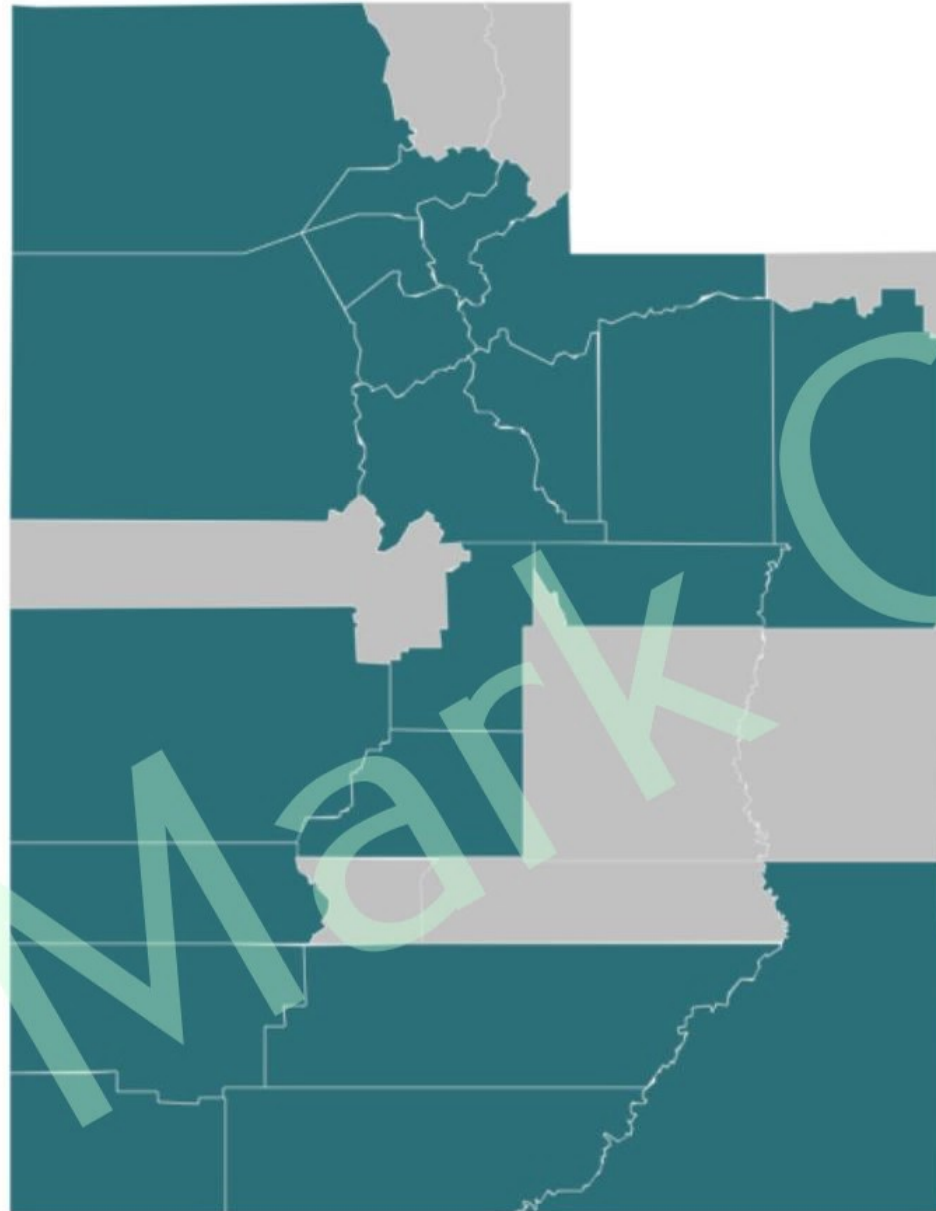
The Verifier — Poll Books in Utah — November 2022

National Map

Utah


Choose A County

Jump to state or jurisdiction



Utah

REGISTERED VOTERS
(11/2022)

 1,837,064

PRECINCTS
(11/2022)

 2,665

Lieutenant Governor

▶ Deidre Henderson

Director of Elections

▶ Ryan Cowley

Poll Books

?

 Paper Poll Books	5.6%
 Commercial Electronic Poll Books	94.4%

EXCEL | CSV | JSON

Utah Mail Ballot Tracker



LIEUTENANT GOVERNOR DEIDRE M. HENDERSON WELCOMES YOU TO
Vote.Utah.gov



Track my mail or provisional ballot

This tool displays tracking information for by mail ballots or provisional ballots. It does not display information if you voted in-person on a voting machine at a polling location.

Enter your personal information and address below:

First Name

Last Name

Date of Birth

MM/DD/YYYY

Street Address

City

Zip

SUBMIT

Election Ecosystem: Control

FREEDOM

Precinct

County

State

Corporations

Voter Reg

PAST

CURRENT

CURRENT

Voter Validation

PAST

CURRENT

CURRENT

Tabulation

PAST

CURRENT

CURRENT

Hand Audit

100%

Reporting

PAST

Transparency

HIGH

BOOK

MAP

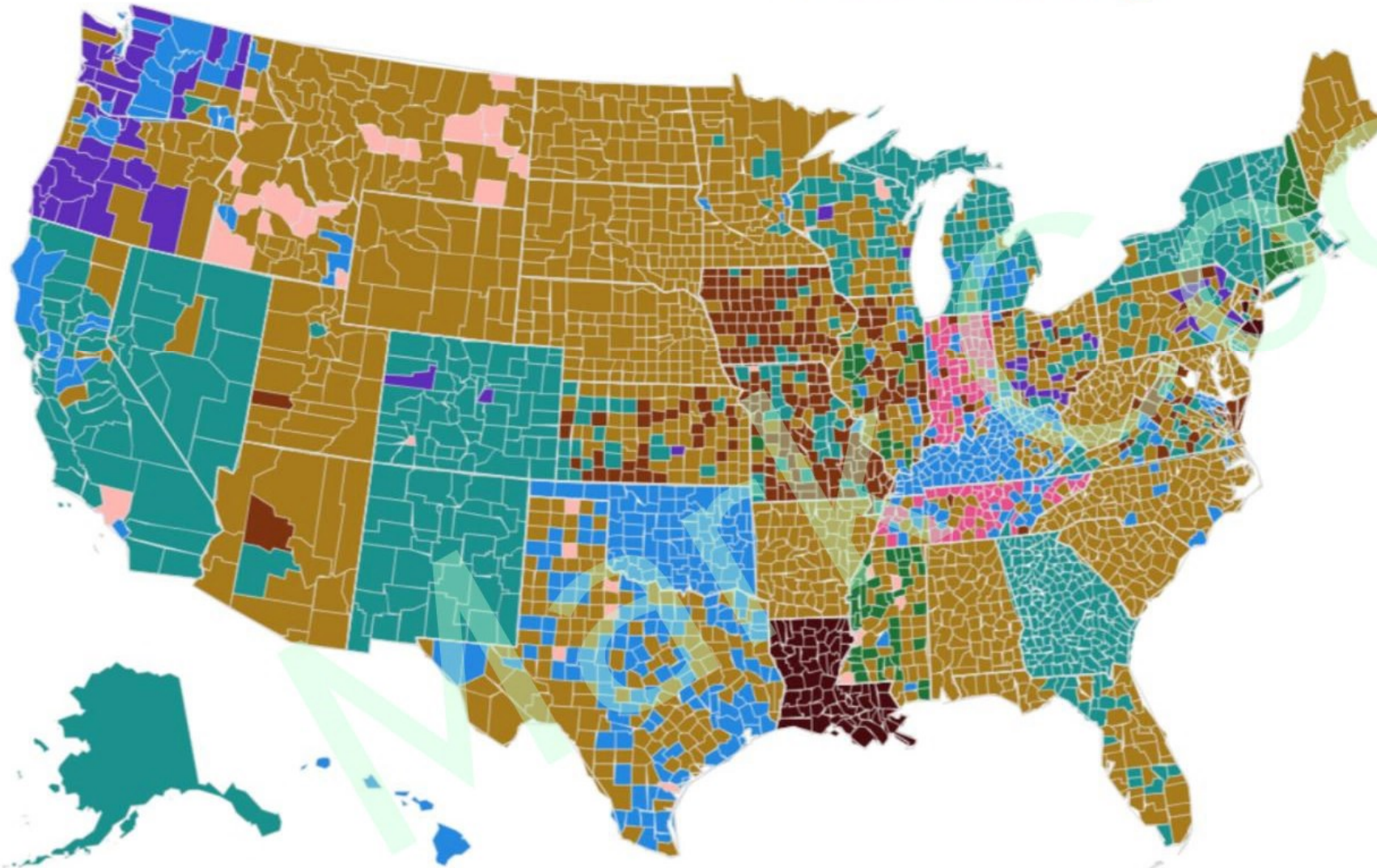
Choose A State

Jump to state or jurisdiction

Verified Voting



US Territories
Excluded in All
Calculations



Make	Percentage
Election Systems & Software	43.8%
Dominion Voting Systems	26.3%
Hart InterCivic	12.9%
Unisyn Voting Solutions	3.5%
Clear Ballot	3.4%
Premier Election Solutions (Diebold)	2.5%
Sequoia Voting Systems	2.5%
MicroVote	1.7%
Hand Counted Paper Ballots	0.2%

US Territories

- AS
- GU
- MP
- PR
- VI

EXCEL | CSV | JSON

National Map

Utah

Choose A County

Jump to state or jurisdiction

Verified Voting



Utah

REGISTERED VOTERS
(11/2022)

1,837,064

PRECINCTS
(11/2022)

2,665

Lieutenant Governor
▶ Deidre Henderson

Director of Elections
▶ Ryan Cowley

Make

ES&S	67.4%
Dominion	32.4%
Unisyn	0.2%



NBC News asked the two other major manufacturers how many of their tabulators with modems were currently in use. Hart said that it has approximately 1,600 such tabulators in use in 11 counties in Michigan. Dominion did not respond to numerous requests from NBC News for their sales numbers.

'Vulnerable to hacking'

With the 2020 presidential election only ten months away, Appel and Skoglund believe all modems can and should be removed from election systems.

"Modems in voting machines are a bad idea," said Appel. "Those modems that ES&S [and other manufacturers] are putting in their voting machines are network connections, and that leaves them vulnerable to hacking by anybody who can connect to that network."

POLITICS

Modems removed from voting machines in five N.C. counties



DAVID N. BASS

DECEMBER 15, 2021



The Key Objectives for this report were answered by this examination:

1. To determine whether D-Suite-implemented security requirements comply with the 2002 Voting System Standards (VSS)
 - a. Uncertified software was used on the system rendering the certification of the entire system and all elections conducted with it, Invalid.
 - b. Security protections required by law were almost completely absent
 - i. Other than a userID and an easily guessed or bypassed password, no authentication was required
 - ii. The firewall rule for access to the election database, ballots and results was unrestricted to any IP address in the world
 - iii. Together with the firewall rule, Microsoft SQL Server Management Studio (SSMS) enabled complete access to the entire election databases – not just to the 2020 election but to the elections of June 2019 through May 25, 2021.
 - iv. A self-signed encryption certificate was used introducing the potential for a man-in-the-middle attack
 - v. Thirty-five wireless devices (802.11, Wi-Fi) were installed inside election equipment and an additional wireless device was identified in a connected printer
 - vi. Any or all of these wireless devices could have connected to the Internet via the building wireless facilities
 - vii. “Purging” (deletion) of critical Audit Log data, as specified by DVS and directed by the Secretary of State⁷⁵, destroyed all records of connection to the Internet or elsewhere, all record of user activity, including programs run by these users, errors, and any record of the addition or deletion of votes and the alteration of election results.
 - c. **EACH of the compliance failures identified in 1.a. and 1.b. above are clear violations of the law.**




Dell OptiPlex 9030 Motherboard

Used by
Dominion Voting Systems
AT LEAST
in Mesa County, Colorado

Do YOU see the wireless card?





“We pay to have our system penetration tested, hacked, basically, to find out are there weaknesses and what can we do to, to fix those weaknesses, right, to make it less hackable.”



Pete Lichtenheld

Senior Vice President of Customer Success at Hart InterCivic

“And I'll fully admit and anyone who says something's not hackable is a fool, so anything can be hacked, right? but it takes access to the thing, knowledge, and mostly time.”

ACCURATE. RELIABLE. TRANSPARENT.



**DOMINION
SECURE**

Dominion Voting Systems is committed to ensuring the security of elections.

We utilize both voluntary and compulsory testing on every one of our systems as part of company and federal/state certification processes. Our Democracy Suite products have been tested and certified by the U.S. Election Assistance Commission (EAC) in accordance with federal Voluntary Voting Systems (VVSG).

**PRODUCT SECURITY
HIGHLIGHTS**



VVSG testing & EAC certification process



Comprehensive, non-alterable audit logs



Secure software development in accordance with federal guidelines for voting systems (VVSG)



Encryption protections



Multi-factor authentication features



Physical security seals and locks



Software independence - producing an auditable, paper record



Full auditing capabilities

OUR SECURITY PROGRAM



Integration is NOT always a good thing!



Eric Coomer – Dominion Voting Director of Strategy and Security




2021-09-21 14:36:10 -0600
AXON BODY 3 X6030266J

MarkCook



A candidate in Georgia who appeared to get few Election Day votes was actually in first place.

The discrepancy in a race for a county-level board of commissioners seat was blamed on a series of technical errors.

 Share full article



The candidate, Michelle Long Spears, was shortchanged by 3,792 votes in the District 2 primary for the Board of Commissioners in DeKalb County, Ga., that was held on May 24, according to newly-certified results released on Friday.

After conducting a hand count over the Memorial Day weekend and auditing those returns, election officials determined that they had drastically underreported the vote totals for Ms. Spears.

She received 43 percent of the vote, not 24 percent, as reported by an unofficial and incomplete election summary posted on May 25 on the county's website. As the top vote-getter, Ms. Spears qualified for a June 21 runoff against the second-place candidate, Lauren Alexander.

“I hope that this never happens to another candidate, in another race ever again,” Ms. Spears said. “It has been a nightmare.”

Election officials attributed the discrepancy to a series of technical and human errors, which they characterized as being isolated to the primary race.

They said that the problems, which they described as a computer programming error, began when a fourth candidate withdrew from the race late — 135 votes were cast for that former candidate. A redistricting error compounded the situation, according to the county.

CHEROKEE COUNTY

Cherokee County Clerk follows up on mixed election results

by: [Jessica Schaer](#)

Posted: Aug 9, 2022 / 06:20 PM CDT

Updated: Aug 9, 2022 / 06:20 PM CDT



CHEROKEE COUNTY, Kans. — We’re learning more on the events that lead to a mix-up in a Cherokee County Commissioner race.

The Cherokee County Clerk says an audit was done this past Friday and officials noticed a discrepancy that showed the numbers were correct, they were just under the wrong candidate. Image prints on the thumb drive for “County Commissioner District One” switched the numbers for incumbent Myra Frazier, and challenger Lance Nichols. A full hand re-count was done twice to ensure the accurate results of the vote and found Myra Frazier to be the true winner of the race.

The election software company has taken full responsibility for the error. The County Clerk just wants to ensure voters their vote will always count.

“I want to be as transparent as I can possibly be to the citizens of Cherokee County. And, I don’t want them to ever have to think that there’s anything to worry about when it comes to elections in this office,” said Rebecca Brassart, Cherokee County Clerk.

The County Clerk is now going through all of the thumb drives to make sure all the other races in the county and at the state-level are correct.



DATE FILED: September 21, 2021 2:14 PM
FILING ID: 65613E8BEC885
CASE NUMBER: 2021CV30214

Mesa County Colorado Voting Systems

Report #1 with Forensic Examination and Analysis



Mark

Figure 8 - EMS Server (5.11-CO) Web Server Log Files Before

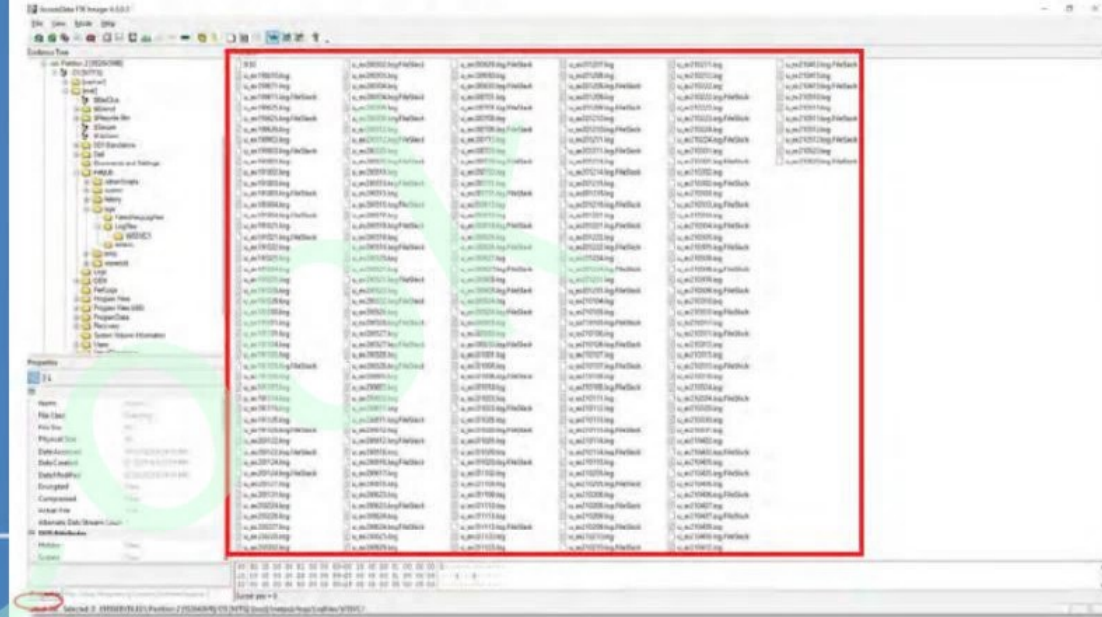
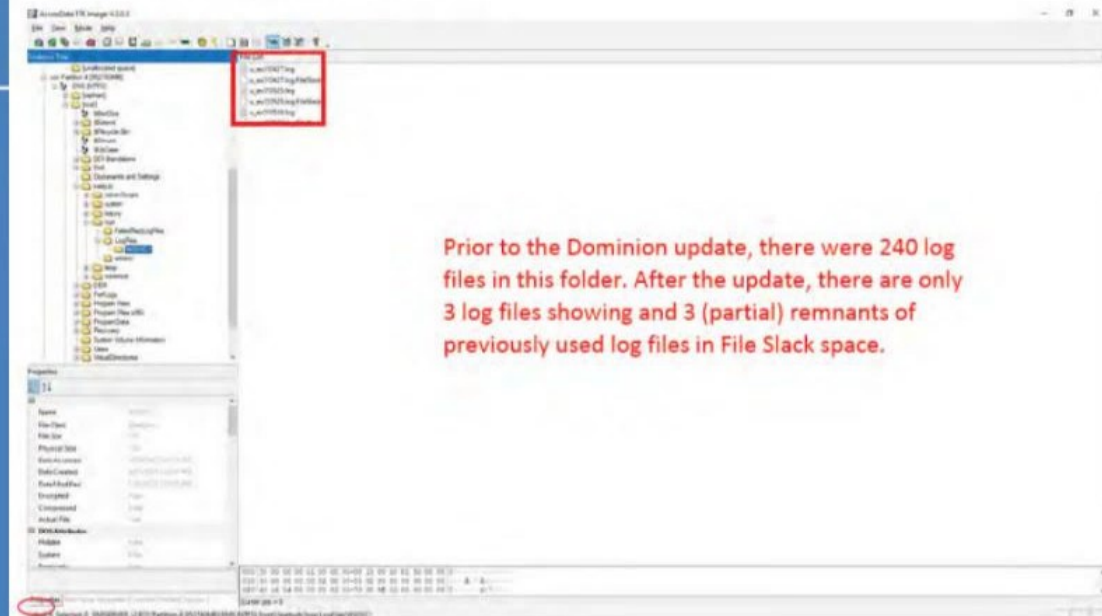


Figure 9 - EMS Server (5.13) Web Server Log Files After



Prior to the Dominion update, there were 240 log files in this folder. After the update, there are only 3 log files showing and 3 (partial) remnants of previously used log files in File Slack space.

Vendors Lie Right to Your Face

LIVE

Pause

FOX NEWS
channel

▶ **MICHAEL STEEL | SPOKESPERSON, DOMINION VOTING SYS**
DOMINION VOTING SYSTEMS RESPONDS TO PRESIDENT TRUMP'S CLAIMS OF FRAUD

PATRIOT AWARDS
...
TONIGHT 10PM ET

501.6K views IN WI AS THE RECOUNT GOES ON: A LAWYER HAS

0:08 / 0:33

CC

Speaker icon

Share icon



Mesa County Colorado Voting System

Report #2

Forensic Examination and Analysis Report

CONFIDENTIAL

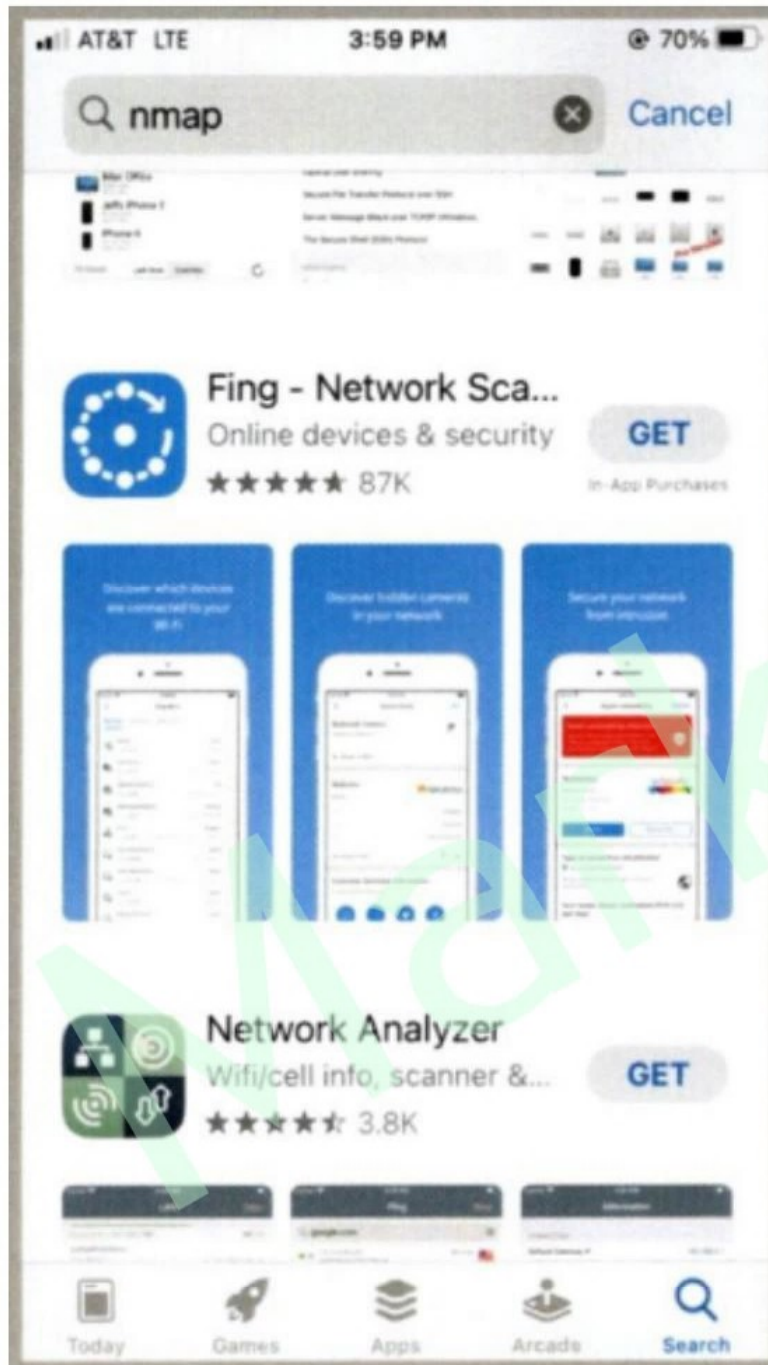
The screenshot shows a Microsoft SQL Server environment. The Object Explorer on the left lists various databases, including '2020 Mesa County General-2020-09-05-00-10-20'. The main window displays a SQL query and its results. The query is as follows:


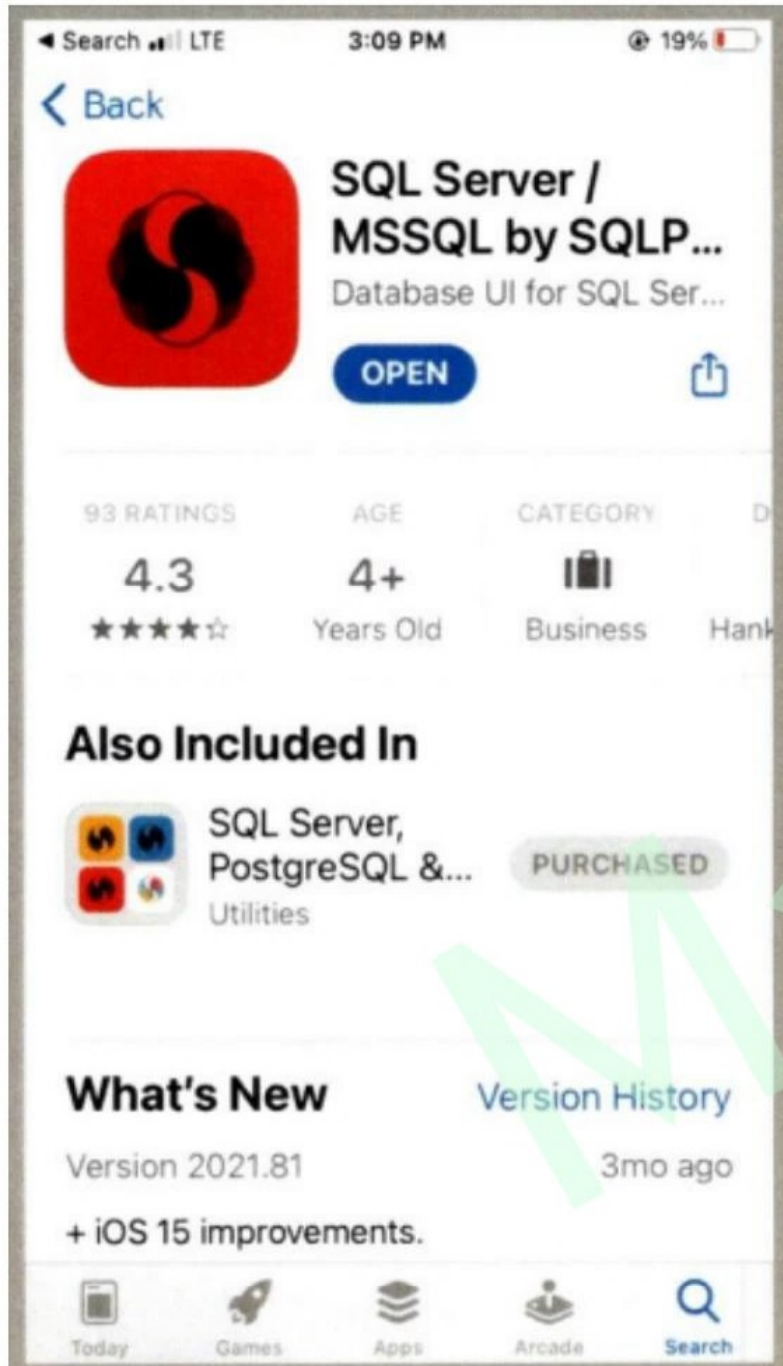
```
USE [2020 Mesa County General-2020-09-05-00-10-20]
GO
DECLARE @return_value int
EXEC @return_value = [dbo].[sp_Contest]
    @contestId = 1
SELECT 'Return Value': @return_value
GO
```

The Results pane shows the following data:

choiceId	choiceName
2	Joseph R. Biden / Kamala D. Harris
1	Donald J. Trump / Michael R. Pence
3	Don Blankenship / William Mohr
4	Bill Hammons / Eric Bodenstab
5	Howie Hawkins / Angie Nicole Walker
6	Blake Huber / Frank Atwood
7	Jo Jorgensen / Jeremy "Spike" Cohen
8	Brian Carroll / Anar Patel
9	Mark Charles / Adrian Wallace
10	Phil Collins / Billy Joe Parker
11	Roque "Rocky" De La Fuente / Darcy G. Richer

The Return Value is 0.







FREEMAN, CRAFT, MCGREGOR GROUP

Red Team Testing Report
Dominion Democracy Suite
4.14-A and
Dominion Democracy Suite
4.14.A.1 w/ Adjudication
2.4

Author:
Jacob Stauffer, CISSP
Freeman, Craft, McGregor Group

Contributors:
Louis Losee
Steve Weingart, CISA
atsec information security

November 18, 2014

Conclusions

While the 4.14.A.1 build of the Democracy Voting System proved to mitigate four previously enumerated vulnerabilities, multiple medium and high vulnerabilities still exist within the suite of systems. A remote user could leverage most of the vulnerabilities across the network to obtain information about the system, voter ballots and results, or gain remote access to the system.

If remote access is gained, recovery of user credentials through system memory (RAM) analysis could be executed and used to modify the backend database of the EMS Server.

November 18, 2014



Mesa County Colorado Voting Systems

Report #3 Election Database and Data Process Analysis



DEMOCRACY SUITE 4.14-A.1
MODIFICATION

DEMOCRACY SUITE 5.0

DEMOCRACY SUITE 5.5-A
(MODIFICATION)

DEMOCRACY SUITE 5.17

Manufacturer

Dominion Voting Systems Corp

Manufacturer

Dominion Voting Systems Corp

Manufacturer

Dominion Voting Systems Corp

Manufacturer

Dominion Voting Systems Corp

Testing standard

VVSG 1.0 (2005)

Testing standard

VVSG 1.0 (2005)

Testing standard

VVSG 1.0 (2005)

Testing standard

VVSG 1.0 (2005)

Testing Lab

NTS Huntsville (formally Wyle Laboratories)

Testing Lab

Pro V&V

Testing Lab

SLI Compliance, a Division of Gaming Laboratories International,

Testing Lab

Pro V&V

Certification Date

06/16/14

Certification Date

02/08/17

Certification Date

01/19/19

Certification Date

03/16/23

SERVICES

Revolutionizing Global Gaming Certification



Mark Cook



Testing

One of our most popular requests is for pre-compliance testing services. These services involve working collaboratively.



Certification

GLI provides independent testing and inspection of electronic gaming products.

VERITY VOTING 2.7

CLEARVOTE 2.3

OPENELECT V.1.3.0.2 MODIFICATION

EVS 6.3.0.0

Manufacturer

Hart InterCivic, Inc.

Manufacturer

Clear Ballot Group, Inc.

Manufacturer

Unisyn Voting Solutions (a division of International Lottery and Totalizator, Inc)

Manufacturer

Election Systems & Software, Inc (ES&S)

Testing standard

VVSG 1.0 (2005)

Testing standard

VVSG 1.0 (2005)

Testing standard

VVSG 1.0 (2005)

Testing standard

VVSG 1.0 (2005)

Testing Lab

SLI Compliance, a Division of Gaming Laboratories International, LLC

Testing Lab

Pro V&V

Testing Lab

Pro V&V

Testing Lab

Pro V&V

Certification Date

06/07/22

Certification Date

10/31/22

Certification Date

03/28/17

Certification Date

11/11/22

Election Ecosystem: Control

FREEDOM

Precinct

County

State

Corporations

Voter Reg

PAST

CURRENT

CURRENT

Voter Validation

PAST

CURRENT

CURRENT

Tabulation

PAST

CURRENT

CURRENT

Hand Audit

100%

Reporting

PAST

Transparency

HIGH

BOOK

MAP

Election Ecosystem: Control

FREEDOM

Precinct

County

State

Corporations

Voter Reg

PAST

CURRENT

CURRENT

Voter Validation

PAST

CURRENT

CURRENT

Tabulation

PAST

CURRENT

CURRENT

Hand Audit

100%

1.0%

0%

Reporting

PAST

Transparency

HIGH

BOOK

Election Ecosystem: Control

FREEDOM

Precinct

County

State

Corporations

Voter Reg

PAST

CURRENT

CURRENT

Voter Validation

PAST

CURRENT

CURRENT

Tabulation

PAST

CURRENT

CURRENT

Hand Audit

100%

1.0%

0%

Reporting

PAST

CURRENT

CURRENT

Transparency

HIGH

CLOSE TO NONE

BOOK

EVERY VOTE MATTERS.
EVERY VOTE COUNTS.

2020 Statewide General Election

Election Night Reporting

SOUTH CAROLINA
ELECTION COMMISSION

RESULTS

SELECT COUNTY

MY FAVORITE RACES (0)

TURNOUT

Official Results

HOME > RESULTS

Last updated 6/30/2021 8:42:40 AM EDT

Filter PRINT FULL SCREEN SHARE

RESULTS

★ President and Vice President (Vote For 1)		View Contest Detail
Counties Reporting: 100 %		
	Percentage	Votes
GRN GRN Howie Hawkins Angela Walker	0.27%	6,907
REP REP Donald J Trump Michael R Pence	55.11%	1,385,103
ALN ALN Roque Rocky De La Fuente Darcy G Richardson	0.07%	1,862
LIB LIB Jo Jorgensen Jeremy Spike Cohen	1.11%	27,916
DEM DEM Joseph R Biden Kamala D Harris	43.43%	1,091,541
		2,513,329

Counties Reporting

Completely Reported Not Reporting
Partially Reported



COUNTIES REPORTING 46/46
PRECINCTS REPORTING 2262/2262

EVERY VOTE MATTERS. EVERY VOTE COUNTS.

2020 Statewide General Election

Election Night Reporting

SOUTH CAROLINA
ELECTION COMMISSION

RESULTS

SELECT COUNTY

MY FAVORITE RACES (0)

TURNOUT

Official Results

HOME > RESULTS

Last updated 6/30/2021 8:42:40 AM EDT

RESULTS

★ President and Vice President (Vote For 1)

Counties Reporting: 100 %

- GRN** GRN Howie Hawkins | Angela Walker
- REP** REP Donald J Trump | Michael R Pence
- ALN** ALN Roque Rocky De La Fuente | Darcy G Richardson
- LIB** LIB Jo Jorgensen | Jeremy Spike Cohen
- DEM** DEM Joseph R Biden | Kamala D Harris

- ← Back (Alt+Left arrow)
- Forward (Alt+Right arrow)
- 🔄 Refresh (Ctrl+R)
- 💾 Save as (Ctrl+S)
- 🖨️ Print (Ctrl+P)
- 📱 Cast media to device
- 📱 Send to your devices >
- 📄 Create QR Code for this page
- 🗣️ Read aloud (Ctrl+Shift+U)
- 🌐 Translate to English
- 📁 Add page to Collections >
- 🔗 Share
- 🌐 Web select (Ctrl+Shift+X)
- 📄 Web capture (Ctrl+Shift+S)
- 👁️ View page source (Ctrl+U)**
- 🔍 Inspect

Filter PRINT FULL SCREEN SHARE

	Percentage	Votes	View Contest Detail
GRN	0.27%	6,907	
REP	55.11%	1,385,103	
ALN	0.07%	1,862	
LIB	1.11%	27,916	
DEM	43.43%	1,091,541	
TOTAL		2,513,329	

Counties Reporting

■ Completely Reported
 ■ Not Reporting
 ■ Partially Reported



COUNTIES REPORTING 46/46
 PRECINCTS REPORTING 2262/2262

view-source:https://www.enr-scvotes.org/SC/106502/Web02-state.264691/#/?undefined

Line wrap

```
1 <!DOCTYPE html><html lang="en" ng-app="enr.web02" ngsf-fullscreen><head><meta charset="utf-8"><meta http-equiv="X-UA-Compatible" content="IE=edge"><meta name="viewport"
2 <meta name="smartbanner:title" content="Election Night Results">
3 <meta name="smartbanner:author" content="Scytl US">
4 <meta name="smartbanner:price" content="FREE">
5 <meta name="smartbanner:price-suffix-apple" content="- On the App Store">
6 <meta name="smartbanner:price-suffix-google" content="- In Google Play">
7 <meta name="smartbanner:icon-apple" content="assets/img/appicon.png">
8 <meta name="smartbanner:icon-google" content="assets/img/appicon.png">
9 <meta name="smartbanner:button" content="VIEW">
10 <meta name="smartbanner:button-url-apple" content="https://ios/application-url">
11 <meta name="smartbanner:button-url-google" content="https://android/application-url">
12 <meta name="smartbanner:enabled-platforms" content="android,ios">
13 --><!-- End SmartBanner configuration --><title>Election Night Reporting</title><meta name="keywords" content="Election Night Reporting, ENR, scytl, republican e
14     body.dragging * {
15         cursor: move !important;
16     }
17     .dragged {
18         position: absolute;
19         opacity: 0.5;
20         z-index: 2000;
21     }
22     #sidebar-list li.placeholder {
23         position: relative;
```


MIAMI COUNTY, KS



Primary Election August 2, 2022

RESULTS

MY FAVORITE RACES ★ (0)

REPORTING

TURNOUT

Federal 4

State 22

County 8

Township 26

Precinct 216

Constitutional Amendment 1

Official Final Results

RESULTS

RESULTS

Last Updated

Friday, August 19, 2022, 10:45:15 AM (1 year ago)

★ Federal

★ DEM US Senate (Vote For 1)

Precincts Reporting 100%

Percentage

Votes

DEM Mike Andra

2.60%

65

DEM Paul Buskirk

22.87%

572

DEM Mark R Holland

33.19%

830

PRECINCTS REPORTING

Donut Pie Bar



PRECINCTS REPORTING 54/54

SEE PRECINCTS REPORTING →



view-source:https://results.enr.clarityelections.com/KS/Miami/115291/web.285569/#/summar

```
1 <!DOCTYPE html>
2 <html lang="en">
3 <head>
4 <meta charset="utf-8" />
5 <title>Election Night Reporting</title>
6 <base href="https://results.enr.clarityelections.com/KS/Miami/115291/web.285569/" />
7 <meta name="viewport" content="width=device-width, initial-scale=1.0" />
8 <link rel="icon" type="image/x-icon" href="favicon.ico" />
9 <link rel="manifest" href="manifest.json" />
10 <meta name="theme-color" content="#1976d2" />
11 <link rel="stylesheet" href="styles.4c87e62bc9ba37b232cb.css" />
12 </head>
13 <body>
14 <enr-root>
15 <div class="d-flex justify-content-center align-content-center my-5">
16 <div class="spinner-border" role="status">
17 <span class="sr-only">Loading...</span>
18 </div>
19 </div>
20 </enr-root>
21 <noscript>
22 Please enable JavaScript to continue using this application.
23 </noscript>
24 <script src="runtime.b4a99da8363c9cbebece.js" defer=""></script>
25 <script src="polyfills-es5.e5cbb391e424859408d5.js" nomodule="" defer=""></script>
26 <script src="polyfills.310cc94ebecdab0c0a7f.js" defer=""></script>
27 <script src="main.1348f29b4b4c32b9e54b.js" defer=""></script>
28 <!--
29 enr-web (3.22.3 - Fri May 20 2022 13:22:43 GMT-0400 (Eastern Daylight Time))
30 -->
31 </body>
32 </html>
```




SALT LAKE COUNTY, UTAH

2018 General Election Night Reporting



SHERRIE SWENSEN | Salt Lake County Clerk

- RESULTS
- MY FAVORITE RACES (0)
- TURNOUT
- FEDERAL
- STATE
- COUNTY
- SCHOOL BOARD
- JUDICIAL
- QUESTIONS
- LOCAL QUESTIONS
- STRAIGHT PARTY
- PRECINCTS REPORTING

Official Final Election Results

HOME > RESULTS

Last updated 11/20/2018 5:28:47 PM MST

Filter PRINT FULL SCREEN SHARE

Latest News

Precincts Reporting

Completely Reported Not Reporting Partially Reported

FEDERAL

★ U.S. SENATE		View Contest Detail	
Precincts Reporting: 100%		Percentage	Votes
REP	MITT ROMNEY	49.90%	207,719
DEM	JENNY WILSON	44.89%	186,856
LIB	CRAIG R. BOWDEN	2.37%	9,854
CON	TIM AALDERS	1.62%	6,759
IAP	REED C. MCCANDLESS	1.02%	4,265
	WRITE-IN	0.18%	746
	CALEB DAN REEVE	0.01%	27



```
1 <!DOCTYPE html><html lang="en" ng-app="enr.web02" ng-jq ngsf-fullscreen><head><meta charset="utf-8"><meta http-equiv="X-UA-Compatible" content="IE=edge"><meta name="viewport" content="width=device-
2 width,initial-scale=1,minimum-scale=1,maximum-scale=1,user-scalable=no"><!-- Start SmartBanner configuration --><!--
3 <meta name="smartbanner:title" content="Election Night Results">
4 <meta name="smartbanner:author" content="Scyt1 US">
5 <meta name="smartbanner:price" content="FREE">
6 <meta name="smartbanner:price-suffix-apple" content=" - On the App Store">
7 <meta name="smartbanner:price-suffix-google" content=" - In Google Play">
8 <meta name="smartbanner:icon-apple" content="assets/img/appicon.png">
9 <meta name="smartbanner:icon-google" content="assets/img/appicon.png">
10 <meta name="smartbanner:button" content="VIEW">
11 <meta name="smartbanner:button-url-apple" content="https://ios/application-url">
12 <meta name="smartbanner:button-url-google" content="https://android/application-url">
13 <meta name="smartbanner:enabled-platforms" content="android,ios">
--><!-- End SmartBanner Configuration --><title>Election Night Reporting</title><meta name="keywords" content="Election Night Reporting, ENR, scyt1, republican election results, democrat election
results, republican election night results, democrat election night results, election map, election results map, live election results, real time election results, voting results, registered voters,
Georgia, Appling,"><meta name="description" content="Election Night Reporting"><meta name="subject" content="Election Night Reporting"><meta name="copyright" content="Scyt1"><meta name="language"
content="EN, ES"><meta name="robots" content="index, follow"><meta name="revised" content="Sunday, July 8th, 2018, 9:27 pm"><meta name="abstract" content=""><meta name="topic" content=""><meta
name="summary" content=""><meta name="Classification" content="Elections"><meta name="author" content="scyt1, contact@scyt1.com"><meta name="reply-to" content="contact@scyt1.com"><meta name="url"
content="http://results.enr.clarityelections.com/"><meta name="directory" content="submission"><meta name="category" content="Elections"><meta name="coverage" content="Worldwide"><meta name="distributi
content="Global"><meta name="rating" content="General"><meta http-equiv="Expires" content="0"><meta http-equiv="Pragma" content="no-cache"><meta http-equiv="Cache-Control" content="no-cache"><meta
property="og:title" content="Election Night Reporting"><meta property="og:description" content="Election Night Reporting."><meta property="og:image" content="https://www.scyt1.com/wp-content/themes/scy
/lib/img/Scyt1-logo.png"><meta property="og:url" content="index.html"><!-- CSS --><link rel="stylesheet" type="text/css" href="css/soocss.css"><link rel="stylesheet" type="text/css"
href="css/enr.min.css"><link rel="stylesheet" type="text/css" href="css/print.css"><link rel="stylesheet" type="text/css" href="css/animate.css"><style type="text/css">body.dragging,
14 body.dragging * {
15     cursor: move !important;
16 }
17
18 .dragged {
19     position: absolute;
20     opacity: 0.5;
21     z-index: 2000;
22 }
23
24 .sidebar-list li.placeholder {
25     position: relative;
26     height: 5px;
27     background: red;
28     width: 100%;
29     z-index: 1;
30 }
31
32 .sidebar-list li.placeholder:before {
33     position: absolute;
```


Utah Election Preliminary Results

Elections

- Statewide Federal
- Congressional
- Statewide Offices
- State Senate
- State House
- Board of Education
- County
- Search By Name
- My Races

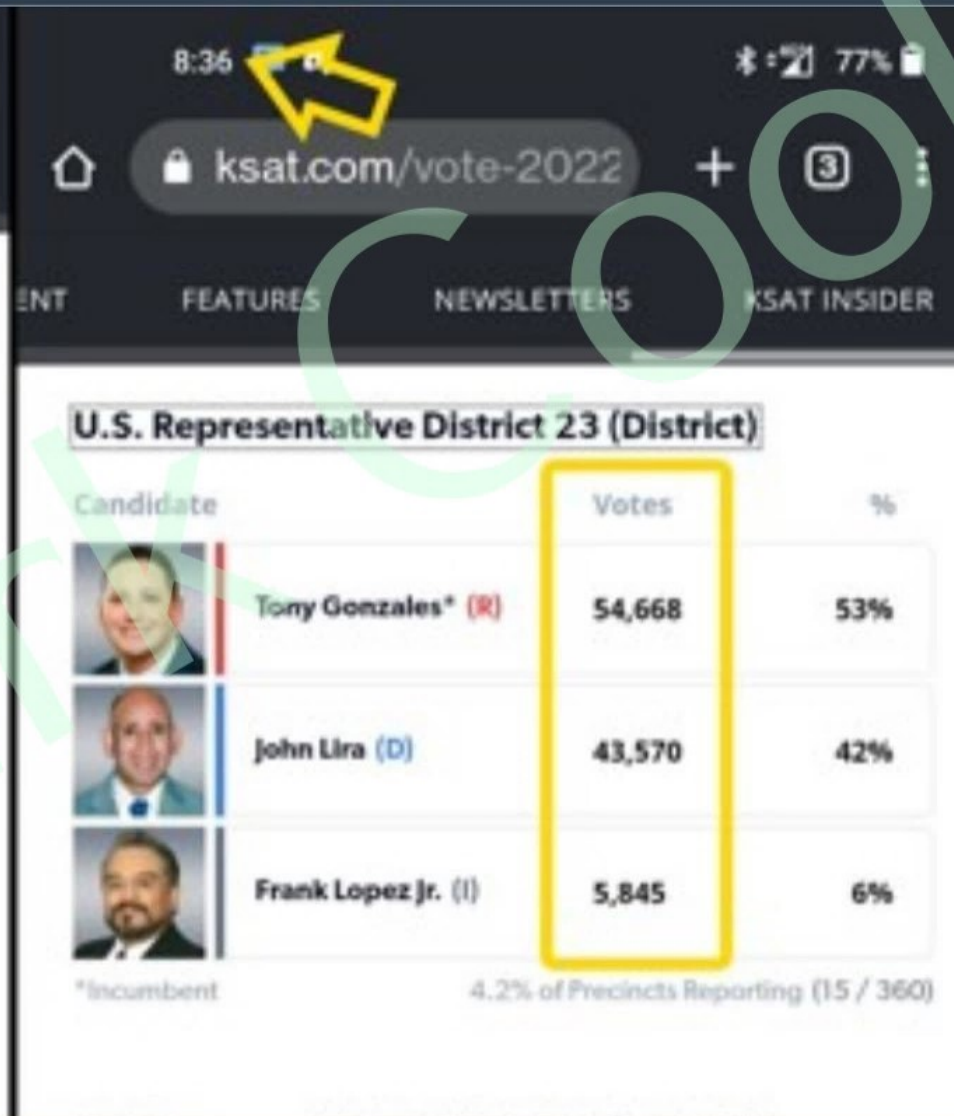
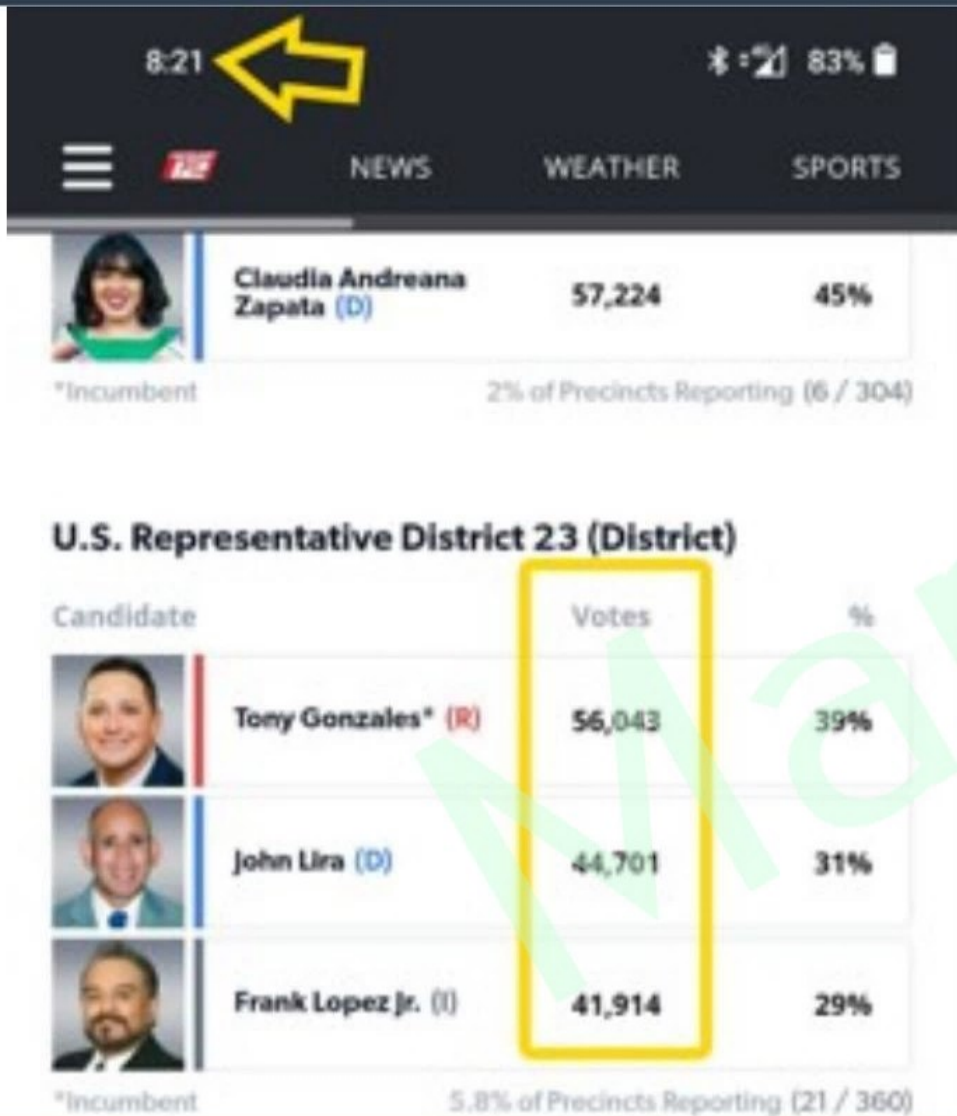
County Completion Report

The majority of counties in Utah now vote by mail. Because any batch of ballots could include voters from multiple precincts, it is no longer helpful to track the number of precincts reporting to know when all votes have been counted.

This page will indicate when each county has completed counting ballots on election night and each subsequent day when ballots are counted and results are released. For additional information on results displayed on this website please [click here](#).

County	Status	Last Updated
Beaver	County Canvass Complete - Results Final	09/20/2023
Box Elder		

Uvalde, TX



In
15 minutes,
The number
of votes went
DOWN!

-1,375

-1,131

-36,069

IMPOSSIBLE!

Uvalde, TX

Candidates	Total Votes	% Vote
Gonzales (R) *	2,897	44.9%
Lira (D)	1,775	27.5%
Lopez (I)	1,775	27.5%

Uvalde County
November 8, 2022
71.20% Est. Vote Counted
*Incumbent

Tuesday November 8, 8:23 PM

What are the chances of two candidates having the EXACT same number of votes?

Bexar, TX

Bexar Count November 8, 2022
75% Est. Vote Cou *Incumbent

Candidates	Votes	% Vote
Gonzales (R) *	46,440	38.5%
Lira (D)	37,022	30.7%
Lopez (I)	37,022	30.7%

Tuesday November 8, 8:23 PM

What are the chances of two candidates having the EXACT same number of votes in a nearby county at the same time?

Zavala, TX

Zavala County

November 8, 2022

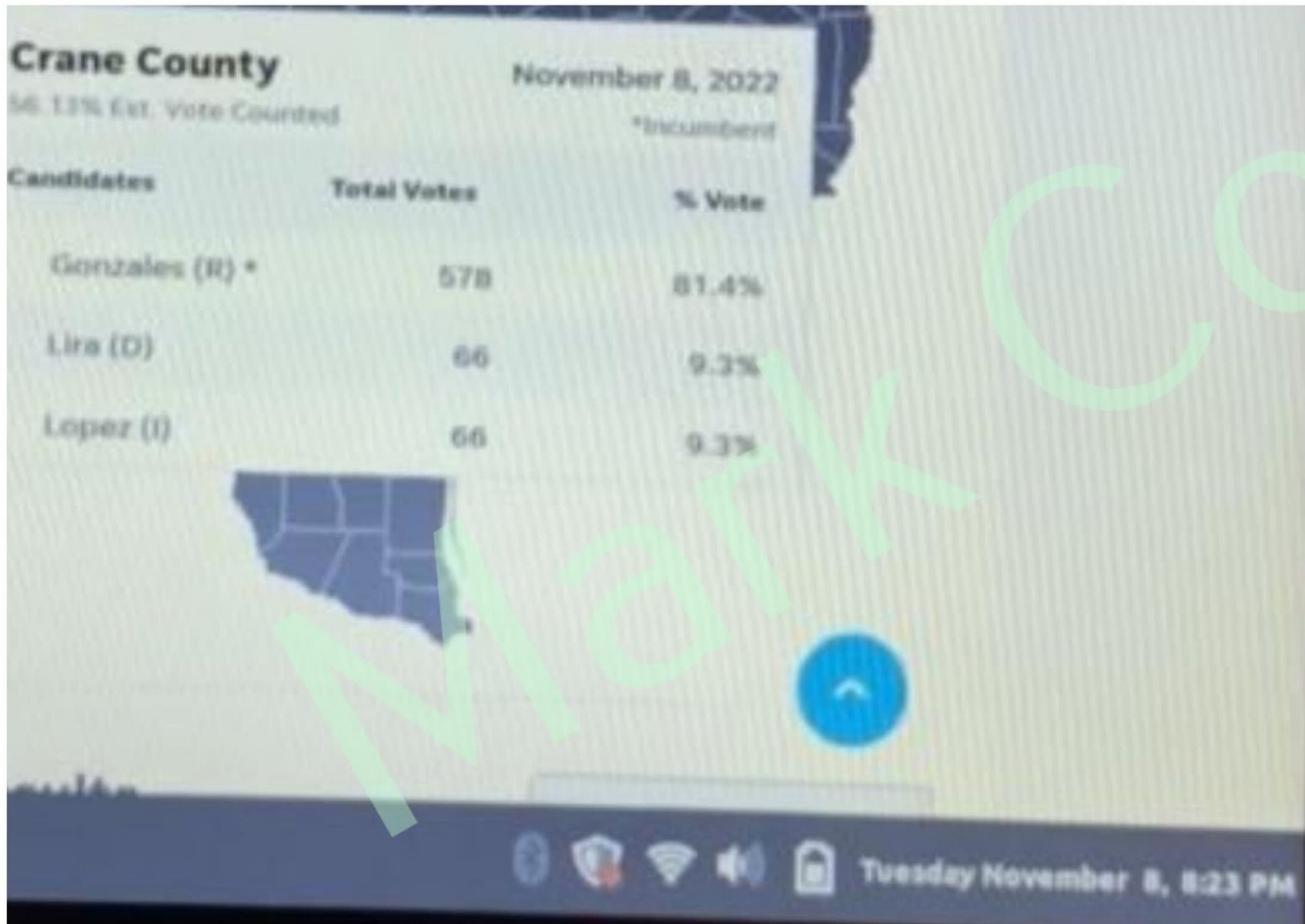
63,185 Ballot Boxes Counted

*Incumbent

Candidates	Total Votes	% Vote
Lira (D)	808	29.9%
Lopez (I)	808	29.9%
Gonzales (R) *	409	20.2%

What are the chances of two candidates having the EXACT same number of votes in a THIRD nearby county at the same time?

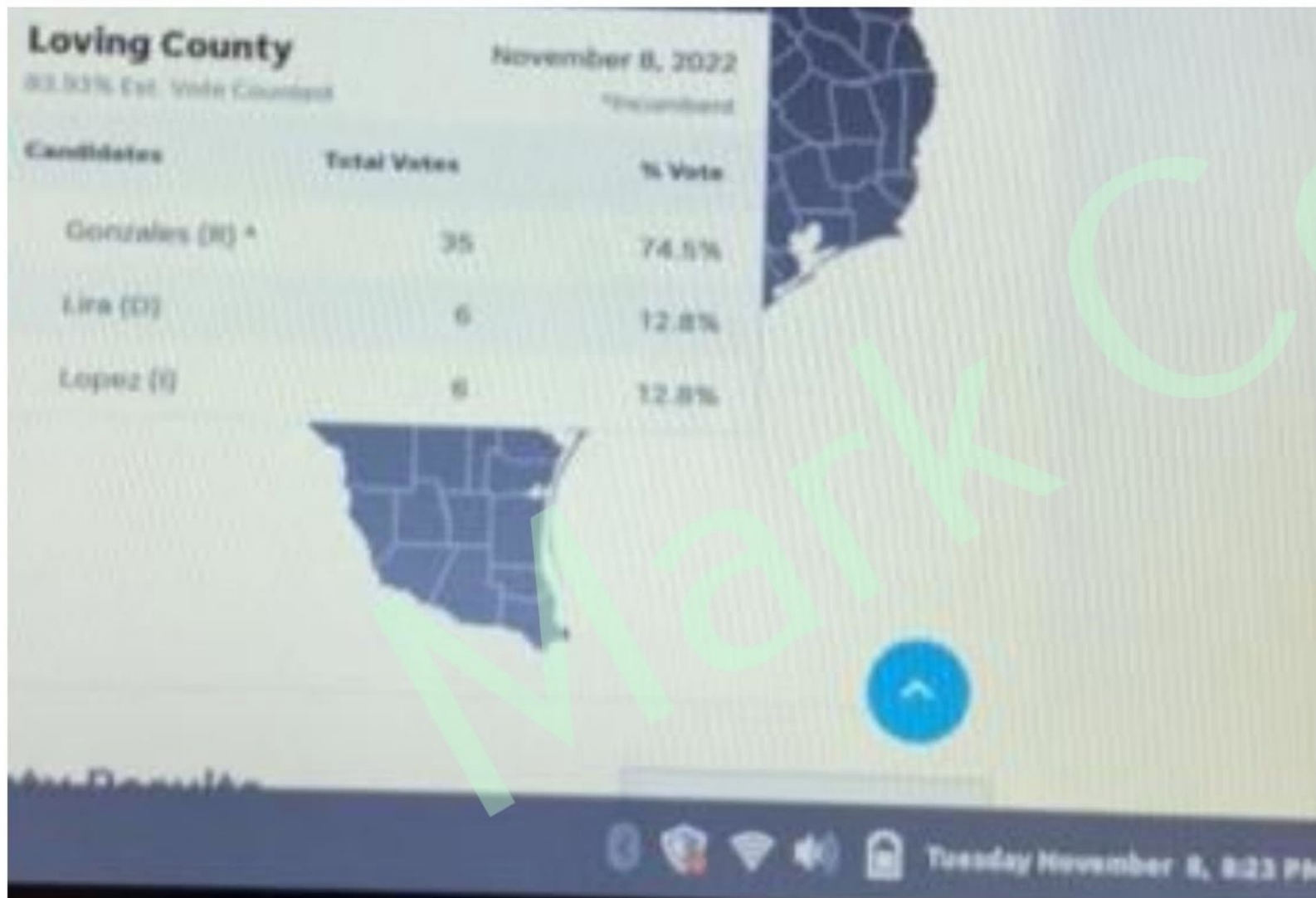
Crane, TX



How about a
FOURTH
County?

**WHAT ARE THE
CHANCES?**

Loving, TX



Shall we make
it a fifth?

WHAT ARE THE
CHANCES?

Sutton, TX

Sutton County November 8, 2022
97.50% Est. Vote Counted *Incumbent

Candidates	Total Votes	% Vote
Gonzales (R) *	958	76.6%
Lira (D)	146	11.7%
Lopez (I)	146	11.7%



Tuesday November 8, 8:23 P

Let's go for
SIX!

WHAT ARE THE
CHANCES?

Reagan, TX



Just kidding,
SEVEN!!!

**WHAT ARE THE
CHANCES?**

Brewster, TX

Brewster County November 8, 2022
85.13% Est. Vote Counted

Candidates	Total Votes	% Vote
Gonzales (R) *	1,340	37.3%
Lira (D)	1,125	31.3%
Lopez (I)	1,125	31.3%

*Incumbent

Are you getting it yet?

WHAT ARE THE CHANCES?

Summit County one of 2 in Utah with delayed, unreleased preliminary election night results

Partial and preliminary results in other Utah races

Summit County [FOLLOW SUMMIT-COUNTY](#) | Nov 9, 2022

Summit County was one of two out of 29 counties in Utah that experienced delays in election night reporting, causing preliminary results to go unreleased after 11:40 p.m. Tuesday.

Duchesne County also hadn't released preliminary results. Wasatch County was also delayed, but began reporting shortly before 11:30 p.m.

The Summit County delays were the result of careful tabulation by the county clerk's office, according to Eve Furse, the county clerk. Several County Courthouse races, including county attorney, sheriff and clerk, allowed for write-in candidates and took additional time to count.

Utah Legislature found no evidence of fraud after election audit

KPCW | By **Andrea Buchanan**

Published December 14, 2022 at 3:52 PM MST

Some officials in the Summit County Republican Party claimed mail-in ballots during the midterm elections would not result in a free and fair election. Now an audit of the Lieutenant Governor's office found no signs of systematic problems.

Utah has conducted mail-in voting for more than a decade and this year's midterm elections were no different. What was different this year were questions from some officials about the integrity of the voting process.

Last December, Utah's legislative leaders ordered an audit of the 2022 election. That deep dive into the election process and Lieutenant Governor Deidre Henderson's office found no evidence of fraud, widespread errors or systematic problems during this year's midterm elections.

Furthermore, auditors found that security systems already in place would foil any attempts to tamper with ballots.

Henderson said in a statement that the systems in place are the result of careful and deliberate efforts by the Legislature over many years to ensure that Utah voters have access to ballots, confidence in the security of elections and the ability to hold those who run elections accountable for their performance.

However, independent investigators pointed out several areas that need improvement, such as updating voter registration rolls and standardizing signature verification.

Summit County Clerk Eve Furse said she's very pleased that the legislative audit found that Utah's elections safeguards are in place and working.

Summit County Republican Party Chair Karen Ballash was vocal about election integrity during the midterms. In September, she emailed her party members claiming that mail-in ballots and machines wouldn't result in a free and fair process. Ballash did not respond to KPCW's request for comment.

Tim Gallagher is a Summit County Republican Party precinct captain. He said it's not surprising that the Legislature found no fraud. He said he has complete faith in the election process.

Election Summary Report
2016 Summit County General Election
Summary For Jurisdiction Wide, All Counters, All Races
Official Results

Date:11/21/16
Time:15:23:37
Page:1 of 5



Ballot Summary

Provisional Ballots

Provisional Ballots Issued	341
Provisional Ballots Qualified	272
Provisional Ballots Disqualified	68
Percentage Counted	79.7%

Reasons for Disqualification:

not registered	57
Incomplete form	7
already voted	1
moved to another county	3

Election Summary

Registered Voters	24,029
Ballots Cast	21038
Percentage Counted	87.50%

By-Mail Disqualified

Post-marked after Deadline	87
Unsigned Affidavit	93
signature didn't match	143
signature tab tore off	15
Signature not on file	9
spoiled	11
primary ballot	6
moved to different county	37
Not in envelope	4

Total 358

Election Summary Report
2016 Summit County General Election
Summary For Jurisdiction Wide, All Counters, All Races
Official Results

Date:11/21/16
Time:15:23:37
Page:1 of 5



Provisional Ballots

Provisional Ballots Issued	341
Provisional Ballots Qualified	272
Provisional Ballots Disqualified	68
Percentage Counted	79.7%

Reasons for Disqualification:

not registered	57
Incomplete form	7
already voted	1
moved to another county	3

Election Summary

Registered Voters	24,029
Ballots Cast	21038
Percentage Counted	87.50%

By-Mail Disqualified

Post-marked after Deadline	87
Unsigned Affidavit	93
signature didn't match	143
signature tab tore off	15
Signature not on file	9
spoiled	11
primary ballot	6
moved to different county	37
Not in envelope	4
Total	358

Election Summary Report
2016 Summit County General Election
Summary For Jurisdiction Wide, All Counters, All Races
Official Results

Date:11/21/16
Time:15:23:37
Page:1 of 5



Ballot Summary

Provisional Ballots

Provisional Ballots Issued	341
Provisional Ballots Qualified	272
Provisional Ballots Disqualified	68
Percentage Counted	79.7%

$$272/341 = 79.76\%$$

Reasons for Disqualification:

not registered	57
Incomplete form	7
already voted	1
moved to another county	3

Election Summary

Registered Voters	24,029
Ballots Cast	21038
Percentage Counted	87.50%

By-Mail Disqualified

Post-marked after Deadline	87
Unsigned Affidavit	93
signature didn't match	143
signature tab tore off	15
Signature not on file	9
spoiled	11
primary ballot	6
moved to different county	37
Not in envelope	4
Total	358

Election Summary Report
2016 Summit County General Election
Summary For Jurisdiction Wide, All Counters, All Races
Official Results

Date: 11/21/16
Time: 15:23:37
Page: 1 of 5



Ballot Summary

Provisional Ballots

Provisional Ballots Issued	341
Provisional Ballots Qualified	272
Provisional Ballots Disqualified	68
Percentage Counted	79.7%

$$272/341 = 79.76\%$$

Reasons for Disqualification:

not registered	57
Incomplete form	7
already voted	1
moved to another county	3

Election Summary

Registered Voters	24,029
Ballots Cast	21038
Percentage Counted	87.50%

By-Mail Disqualified

Post-marked after Deadline	87
Unsigned Affidavit	93
signature didn't match	143
signature tab tore off	15
Signature not on file	9
spoiled	11
primary ballot	6
moved to different county	37
Not in envelope	4
Total	358

Election Summary Report
2016 Summit County General Election
Summary For Jurisdiction Wide, All Counters, All Races
Official Results

Date: 11/21/16
Time: 15:23:37
Page: 1 of 5



Ballot Summary

Provisional Ballots

Provisional Ballots Issued	341
Provisional Ballots Qualified	272
Provisional Ballots Disqualified	68
Percentage Counted	79.7%

$$272/341 = 79.76\%$$

Reasons for Disqualification:

not registered	57
Incomplete form	7
already voted	1
moved to another county	3

Election Summary

Registered Voters	24,029
Ballots Cast	21038
Percentage Counted	87.50%

$$21038/24029 = 87.55\%$$

By-Mail Disqualified

Post-marked after Deadline	87
Unsigned Affidavit	93
signature didn't match	143
signature tab tore off	15
Signature not on file	9
spoiled	11
primary ballot	6
moved to different county	37
Not in envelope	4
Total	358

Election Summary Report
2016 Summit County General Election
Summary For Jurisdiction Wide, All Counters, All Races
Official Results

Date: 11/21/16
Time: 15:23:37
Page: 1 of 5



Ballot Summary

Provisional Ballots

Provisional Ballots Issued	341
Provisional Ballots Qualified	272
Provisional Ballots Disqualified	68
Percentage Counted	79.7%

$$272/341 = 79.76\%$$

Reasons for Disqualification:

not registered	57
Incomplete form	7
already voted	1
moved to another county	3

Election Summary

Registered Voters	24,029
Ballots Cast	21038
Percentage Counted	87.50%

$$21038/24029 = 87.55\%$$

By-Mail Disqualified

Post-marked after Deadline	87
Unsigned Affidavit	93
signature didn't match	143
signature tab tore off	15
Signature not on file	9
spoiled	11
primary ballot	6
moved to different county	37
Not in envelope	4
Total	358

Election Summary Report
 2016 Summit County General Election
 Summary For Jurisdiction Wide, All Counters, All Races
 Official Results

Date: 11/21/16
 Time: 15:23:37
 Page: 1 of 5



Provisional Ballots

Provisional Ballots Issued	341
Provisional Ballots Qualified	272
Provisional Ballots Disqualified	68
Percentage Counted	<u>79.7%</u>

$$272/341 = 79.76\%$$

Reasons for Disqualification:

not registered	57
Incomplete form	7
already voted	1
moved to another county	3

Election Summary

Registered Voters	24,029
Ballots Cast	21038
Percentage Counted	<u>87.50%</u>

$$21038/24029 = 87.55\%$$

By-Mail Disqualified

Post-marked after Deadline	87
Unsigned Affidavit	93
signature didn't match	143
signature tab tore off	15
Signature not on file	9
spoiled	11
primary ballot	6
moved to different county	37
Not in envelope	4

$$87+93+143+15+9+11+6+37+4 = 405$$

Total 358

**Summit County Utah
Presidential Primary
March 3, 2020**

STATISTICS

	TOTAL
Election Day Precincts Reporting	50 of 51
Registered Voters - Total	24,694
Registered Voters - DEMOCRATIC	6,211
Registered Voters - REPUBLICAN	8,354
Ballots Cast - Total	10,984
Ballots Cast - DEMOCRATIC	6,942
Ballots Cast - REPUBLICAN	4,042
Voter Turnout - Total	44.48%
Voter Turnout - DEMOCRATIC	111.77%
Voter Turnout - REPUBLICAN	48.38%

OFFICIAL RESULTS

Election Summary Report

Summit County Elections Results Page

Government

Services

Popular Links

I'm looking for...



Candidates

Election Results & Archives

Financial Reports

Precinct Maps

Voter Registration & Elections

[Home](#) / [Government](#) / [Elected Offices](#) / [Clerk](#) / [Voter Registration & Elections](#) / [Election Results & Archives](#)

ELECTION RESULTS AND ARCHIVES

Archived Election Results

This page contains archived reports for elections held since 2004. Municipal election results are available by contacting the municipality that was responsible for running their elections.

Select the year you want to view.

2023	Election: Primary Summary Report: View Report Precinct Report: View Report
2022	
2021	
2020	
2019	Election: General Summary Report: View Report Precinct Report: View Report
2018	
2016	
2015	
2014	
2012	
2011	
2010	
2008	
2006	
2004	

Evelyn Furse

County Clerk

[Email Evelyn Furse](#)

Phone: 435-336-3203

60 N. Main Street

P.O. Box 128

Coalville, UT 84017

Phone: 435-336-3204

[Staff Directory](#)

Registered to Vote?

VOTE
vote.utah.gov

- Register to vote
- View Sample Ballot
- Request Absentee
- Voting info

Wasatch County Elections Results Page

[HOME](#)[SERVICES](#)[DEPARTMENTS](#)[COMMUNITY](#)[CONTACT](#)**Address:**

25 North Main
Heber City, Utah 84032

Phone (435) 657-3190

Fax (435) 654-0834

ClerkAuditor@wasatch.utah.gov



Joey D Granger
County Clerk-Auditor
Term: 2023-2026

2023 Election Information

County-Wide Proposition #9 Voter Information Pamphlet

[County-Wide Proposition #9 Voter Information Pamphlet](#)

Midway Election Audit

The Wasatch County Clerk/Auditor's Office will perform an Election Audit on Wednesday, September 13, 2023, at 11:00 a.m. Wasatch County Administration Bldg, 25 N Main Heber City, UT 84032.

Midway Election Results

[Midway City's Primary Election Results](#)

<https://www.midwaycityut.org/government/departments/elections/>

Midway Election Statistics

	Daily Totals	After 5th	Tabulated	Remaining Eligible Ballots
Inside County Box	277			
	0			
County Outside Box	256			
City Drop Boxes	168			
Mail	634			
Total Mail Ballots	1,335		1,263	72
Express Vote/In Person	3		3	0
Total Ballots	1,338	0	1,266	72

Wasatch County Elections Results Page



Search

Please read search instructions thoroughly to ensure best results!

When filling out a search field please use asterisks like quotes around your search phrase. EX: "LastName FirstName"

Detailed instructions can be found underneath the document search pane.

!!To ensure best results only one field should be filled at a time!!

Search Type

Clerk - Voter Canvasses

Enter your search criteria below. The search function can use wildcard characters (* and ?). Example: *Timp* would return all entries beginning with timp; Timpanogos, Timp Meadows, East Timpanogos, etc.

Date

Name

Precinct

Search Reset

Results

Document Name
Precinct: Date: 11/21/2022 Election Name: GEN 2022 CANVASS SIGNATURES
Precinct: Date: 7/6/2022 Election Name: WASATCH CO PRIMARY ELECTION CANVASS REPORT
Precinct: ALL Date: 11/2/2021 Election Name: MUNICIPAL BY PRECINCT
Precinct: ALL - MUNICIPAL Date: 11/2/2021 Election Name: OFFICIAL RESULTS COUNTY SUMMARY
Precinct: MUNICIPAL Date: 11/15/2021 Election Name: WASATCH COUNTY MUNICIPAL CANVAS REPORT
Precinct: 38 Date: 11/3/2015 Election Name: ELECTION SUMMARY REPORT
Precinct: Date: 11/2/2004 Election Name: WASATCH COUNTY GENERAL ELECTION
Precinct: 7 Date: 11/2/2004 Election Name: WASATCH COUNTY GENERAL ELECTION
Precinct: Date: 11/6/2007 Election Name: STATEMENT OF VOTES CAST
Precinct: 26 Date: 11/6/2007 Election Name: ELECTION SUMMARY REPORT
Precinct: 1 Date: 11/4/2008 Election Name: ELECTION SUMMARY REPORT
Precinct: 1 Date: 11/4/2008 Election Name: ELECTION SUMMARY REPORT
Precinct: Date: 11/2/2004 Election Name: PRECINCT VOTES CAST
Precinct: Date: 11/2/2004 Election Name: CUMULATIVE WC GENERAL ELECTION
Precinct: Date: 11/2/2004 Election Name: WASATCH COUNTY GENERAL ELECTION
Precinct: Date: 11/4/2004 Election Name: PRECINCT CHAR
Precinct: Date: 11/3/2004 Election Name: WORKSHEET WASATCH COUNTY GENERAL ELECTION
Precinct: Date: 11/2/2004 Election Name: CANVAS 12/01/04
Precinct: 19 Date: 6/27/2006 Election Name: ELECTION SUMMARY
Precinct: Date: 6/27/2006 Election Name: STATEMENT OF VOTES CAST
Precinct: 22 Date: 11/7/2006 Election Name: ELECTION SUMMARY REPORT

CLERK

- Elections/Voting

Primary Election Information

- Election Results

2022 Voting Maps

2022 Election Results

Prior Election Results

+ Property Tax Relief

+ Tax Sale

Budgets and Financial Statements

GRAMA Forms

Beer Licenses

Marriage Licenses

CONTACT INFORMATION

Lyman W. Duncan, San Juan County Clerk/Auditor
435-587-3223 ext. 4113

Prior Election Results

SUPPORTING DOCUMENTS

- 2022 Election Results (1 MB)
- 2020 General Election Results for San Juan County (407 KB)
- 2020 General Election Official Precinct Report (198 KB)
- 2020 General Election Financial Campaign Reports (10 MB)
- 2020 Primary Election results (2 MB)
- 2020 Presidential Primary Election results (1 MB)
- 2020 Primary Election results by precinct (156 KB)
- 2019 Special Election results (505 KB)
- 2018 General Election results (3 MB)
- 2017 General Election results (1 MB)
- 2017 Primary Election results (717 KB)
- 2016 General Election results (291 KB)
- 2016 Primary Election results (208 KB)
- 2015 General Municipal Election Results (34 KB)
- June 24, 2014 Primary Election results (13 KB)
- November 4, 2014 General Election results (177 KB)
- 2012 General Election (November 6, 2012) Results (27 KB)
- 2012 Primary Election (June 26, 2012) Results (15 KB)
- 2010 General Election (November 2, 2010) Results (37 KB)
- 2010 Primary Election (June 22, 2010) Results (14 KB)

- 2010 Primary Election (June 22, 2010) Provisional Ballots (8 KB)
- 2008 Presidential Primary Results (19 KB)
- 2008 Utah Primary Election (June 24, 2008) Results (6 KB)
- 2008 General Election (11-4-2008) provisional ballots (5 KB)
- 2008 General Election (November 4, 2008) Results (19 KB)
- 2008 General Election (11-4-2008) provisional ballots (13 KB)
- 2007 General Election Results (November 6, 2007) (83 KB)
- 2006 Primary (6 KB)
- 2006 General (9 KB)
- 2008 Utah Primary (6-24-2008) provisional ballots (7 KB)
- 2006 General Election provisional ballots (6 KB)
- 2004 General (10 KB)
- 2007 General Election – Provisional Ballots (12 KB)
- 2004 Primary (14 KB)
- 2002 General (11 KB)
- 2002 Primary (9 KB)
- Special Elections (3 MB)
- 2000-2010 Election Results (9 MB)
- 1990-2000 Election Results (13 MB)
- 1980-1990 Election Results (11 MB)
- 1970-1980 Election Results (8 MB)
- 1968-1970 Election Results (1 MB)

Custom Table Report
 UT San Juan General 221108
 July 29, 2022

	STATISTICS							Voter Turnout - Total
	Registered Voters - Total	Ballots Cast - Total	Paper Ballots Cast - Total	Cards Cast - Total	Ballots Cast - Blank	Paper Ballots Cast - Blank	Cards Cast - Blank	
1_S1	123	94	93	0	0	0	0	76.42%
1_1	1,455	1,061	1,005	0	0	0	0	72.92%
1_2	758	612	586	0	0	0	0	80.74%
1_3_B	13	11	11	0	0	0	0	84.62%
1_4	32	25	24	0	0	0	0	78.12%
1_5	70	48	46	0	0	0	0	68.57%
2_2	521	400	374	0	0	0	0	76.78%
2_3	443	324	310	0	0	0	0	73.14%
2_5	1,329	913	689	0	0	0	0	68.7%
3_1	157	135	132	0	0	0	0	85.99%
3_2	125	100	95	0	0	0	0	80%
3_3	1,121	793	713	0	0	0	0	70.74%
3_4	1,523	1,101	969	0	0	0	0	72.29%
3_5	20	17	15	0	0	0	0	85%
1_S5	218	151	147	0	0	0	0	69.27%
Totals	7,908	5,785	5,209	0	0	0	0	

An Honest Election

Allow the Citizens to vote

Collect the ballots

Tabulate the ballots

Obtain the results

How to Steal an Election (Example 1: Low Tech)

Allow the Citizens to vote

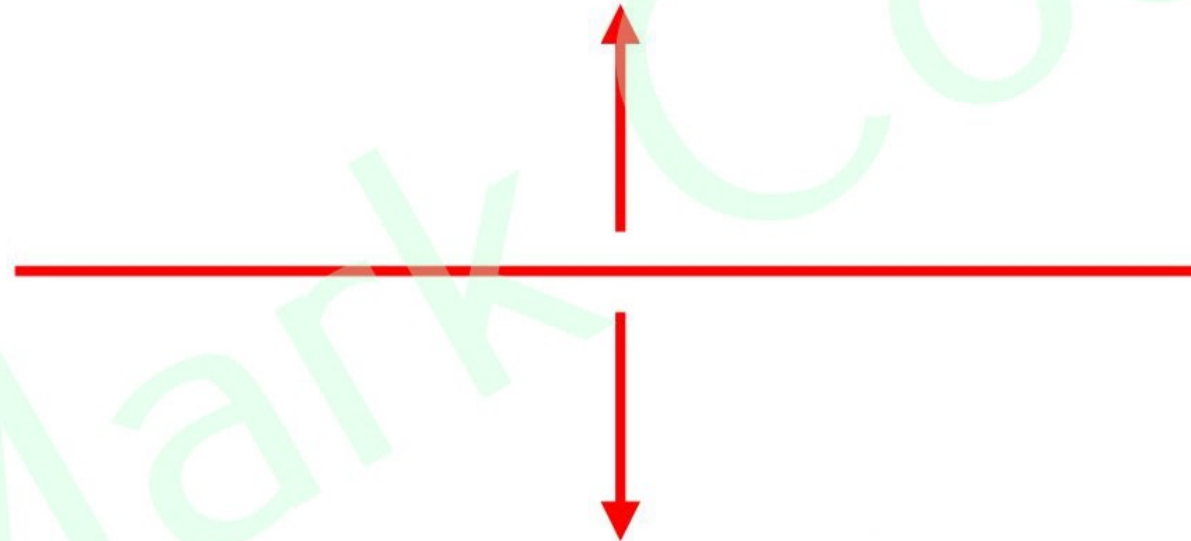
Collect the ballots

Tabulate the ballots

Obtain the results

How to Steal an Election (Example 1: Low Tech)

Allow the Citizens to vote
Collect the ballots



Tabulate the ballots
Obtain the results

How to Steal an Election (Example 1: Low Tech)

Allow the Citizens to vote

Collect the ballots

Count the totals to see what the real result is

Tabulate the ballots

Obtain the results

How to Steal an Election (Example 1: Low Tech)

Allow the Citizens to vote
Collect the ballots

Count the totals to see what the real result is
Determine how many extra votes are needed

Tabulate the ballots
Obtain the results

How to Steal an Election (Example 1: Low Tech)

Allow the Citizens to vote
Collect the ballots

Count the totals to see what the real result is
Determine how many extra votes are needed
Add votes by filling in under-votes

Tabulate the ballots
Obtain the results

How to Steal an Election (Example 1: Low Tech)

Allow the Citizens to vote
Collect the ballots

Count the totals to see what the real result is
Determine how many extra votes are needed
Add votes by filling in under-votes
Insert extra ballots to add votes

Tabulate the ballots
Obtain the results

How to Steal an Election (Example 1: Low Tech)

Allow the Citizens to vote

Collect the ballots

Count the totals to see what the real result is

Determine how many extra votes are needed

Add votes by filling in under-votes

Insert extra ballots to add votes

and/or Remove ballots to decrease opposition votes

Tabulate the ballots

Obtain the results

Carbon County, MT

11/8/22 2045 Election night. Carbon County MT Election Administrator Crystal Roascio shredding in county commissioners waiting area.



How to Steal an Election (Example 1: Low Tech)

Allow the Citizens to vote

Collect the ballots

Count the totals to see what the real result is

Determine how many extra votes are needed

Add votes by filling in under-votes

Insert extra ballots to add votes

and/or Remove ballots to decrease opposition votes

Tabulate the ballots

Obtain the results

How to Steal an Election (Example 2: Feedback Loop)

Allow the Citizens to vote
Collect the ballots

Tabulate the ballots
Obtain the results

How to Steal an Election (Example 2: Feedback Loop)

Allow the Citizens to vote

Collect the ballots
Tabulate the ballots
Obtain the results

How to Steal an Election (Example 2: Feedback Loop)

Allow the Citizens to vote

Monitor who votes



Collect the ballots
Tabulate the ballots
Obtain the results

How to Steal an Election (Example 2: Feedback Loop)

Allow the Citizens to vote

Monitor who votes

Estimate the results based on voters/party

Determine how many extra votes are needed

Insert extra ballots via mail-in/drop-box to add votes
and/or Remove ballots to decrease opposition votes

Collect the ballots

Tabulate the ballots

Obtain the results

How to Steal an Election (Example 2: Feedback Loop)

Allow the Citizens to vote

Monitor who votes

Estimate the results based on voters/party

Determine how many extra votes are needed

Insert extra ballots via mail-in/drop-box to add votes
and/or Remove ballots to decrease opposition votes

Collect the ballots

Tabulate the ballots

Obtain the results


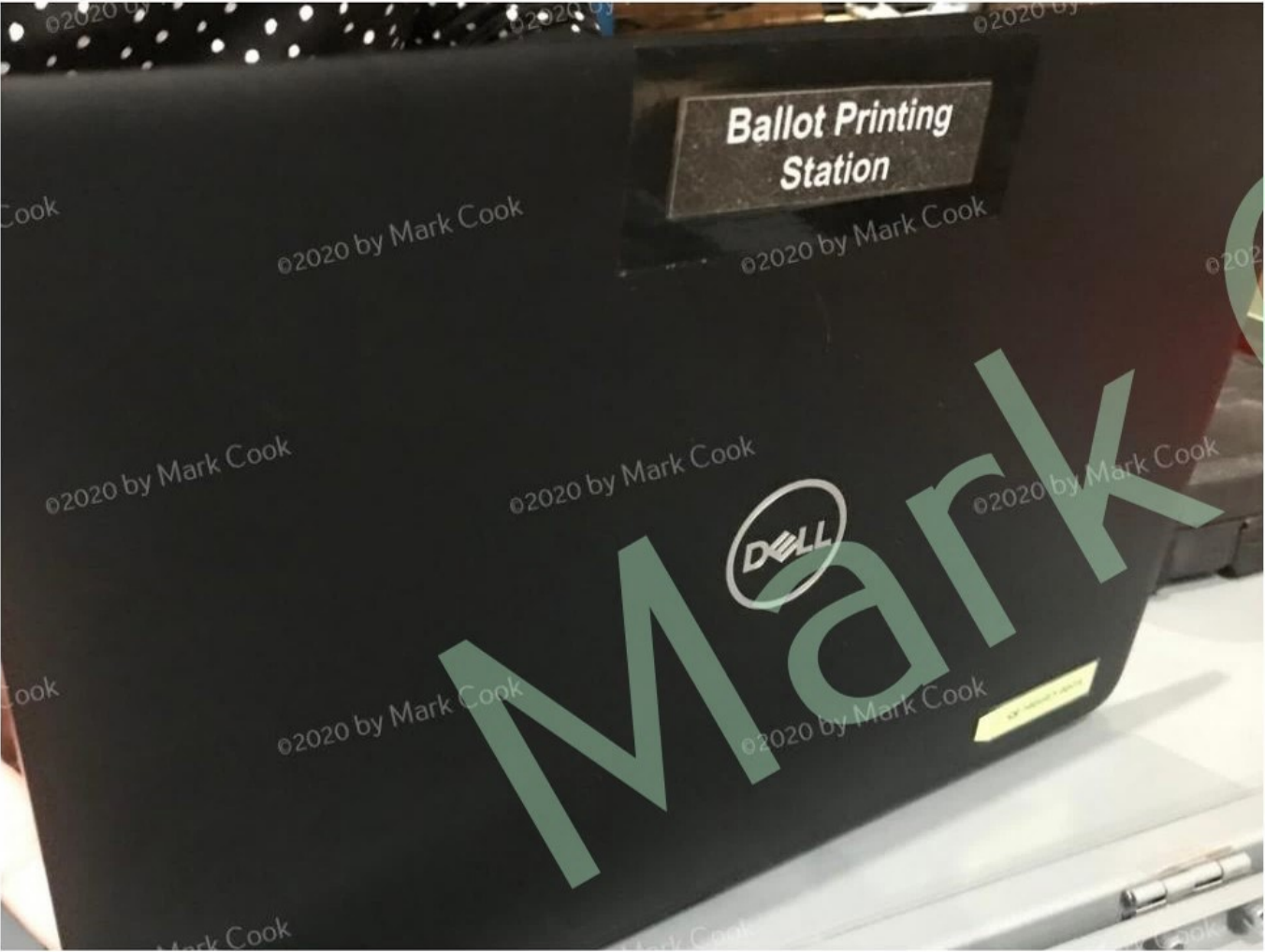
Sacramento County, CA – Election Equipment Warehouse



Sacramento County, CA – Election Equipment Warehouse




Sacramento County, CA – Election Equipment Warehouse



4.5 DS200 LOCK AND SEAL RECOMMENDATIONS

1. Insert the election definition USB flash drive and secure with a wire seal.




2. Close the access door and lock with a medium barrel key. Place a label seal on the smooth plastic area as shown at right.



Richland County, SC – Voting Center during the Election











MarkCook





RICHLAND COUNTY SHERIFFS DEPT

5623 TWO NOTCH RD COLUMBIA, SC 29223

803-576-3000



Event

2020 Hampton Street SC SOUTH CAROLINA 29204

Incident Description:	ALL OTHER CRIMINAL VIOLATIONS
Incident Start Date:	06/24/2022 14:24:00
Incident End Date:	06/24/2022 16:59:00
Reported Date:	06/24/2022 16:00:00
Date Dispatch:	06/24/2022 00:00:00
Date Arrive:	06/24/2022 00:00:00
Date Depart:	06/24/2022 00:00:00
Region:	REGION 3
Weapon Code:	



Richland County Elections director resigns, official confirms



Richland County Election Director Alexandria Stephens has resigned after two years on the job.

Author: wltx.com

Published: 11:12 PM EDT August 18, 2022

Updated: 11:12 PM EDT August 18, 2022

Group asks BI: Stop Smartmatic, Comelec people from leaving PHL

By VIRGIL LOPEZ, GMA News

Published June 4, 2016 3:49pm

A poll watchdog group has asked the Bureau of Immigration (BI) to prevent 10 people from leaving the country for their alleged role in the controversial script change in the Comelec transparency server that receives precinct-level votes.

In a letter dated June 2, election watchdog "Mata sa Balota" urged BI Commissioner Ronaldo Geron to issue a hold departure order (HDO) against the following personalities:

advertisement

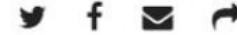
- Cesar Flores -Smartmatic-TIM president for Southeast Asia
- Heider Garcia- Smartmatic official
- Marlon Garcia - Smartmatic Philippines project manager
- Elie Moreno - Smartmatic project director
- Neil Banigued- Smartmatic technical support member
- Mauricio Herrera - Smartmatic technical support member
- Andres Kapunan- Smartmatic Mindanao
- Rouie Peñalba- Comelec IT personnel
- Nelson Herrera - Comelec IT personnel
- Frances Mae Gonzales- Comelec IT personnel

The group said these people are facing several criminal and administrative complaints filed before the Office of the Ombudsman, Manila Prosecutor's Office. They are also under investigation by the Comelec.

Tarrant County hires second elections administrator of the year

BY ANNA M. TINSLEY

UPDATED FEBRUARY 02, 2018 1:35 PM



In this short video, find out who can register to vote, where to register, which documents are needed and when you must register by to vote in the next election. BY LENA BLIETZ



Only have a minute? Listen instead

Powered by Trinity Audio

00:00

02:37

1.0x

For the second time this year, Tarrant County will have a new elections administrator.

Heider Garcia, elections manager in Placer County, Calif., has been hired to guide and oversee local elections.

He should join the county in mid-February to observe the March 6 primary election and help out as needed, Tarrant County Judge **Glen Whitley** said.


“We think he will be a good fit,” Whitley said.

Garcia will be sworn in as elections administrator after the primary.

The delay is to give him time to become a registered voter in Tarrant County, which Whitley said he must do before he can be sworn in.

He replaces **Nathan Neblett**, a Houston man who held the post for two weeks in January before county officials decided to “release” him from the post.

“We just decided it wasn’t going to be a good fit for us,” Whitley [said at the time](#). “We decided to go in a different direction.”



New voting machines in Tarrant County

September 3, 2019

Tarrant County voters will be casting ballots on new machines for this year's Nov. 5 constitutional amendment election. County Commissioners recently signed off on an \$11 million plan to buy this new equipment, part of Austin-based Hart InterCivic's Verity line.

These machines, approved for use by the Texas Secretary of State's office, include a paper trail.

Voters will use a touchscreen to review the ballot and make their choices. The machine will print a list of the candidates chosen. After reviewing votes on the sheet, voters must put their paper ballot into one of the scanners to formally cast their vote and drop it into the ballot box.

Tarrant County Elections Administrator Heider Garcia has asked the state to allow countywide vote centers — which would let voters cast ballots at any polling place in the county on Election Day — as soon as the November election.

ELECTION NEWS

Tarrant County sees amazing turnout for 2020 presidential election

By Teresa Gubbins Nov 4, 2020 | 6:00 am



Most of the voting done in Tarrant County was early. *IssueVoter/Facebook*

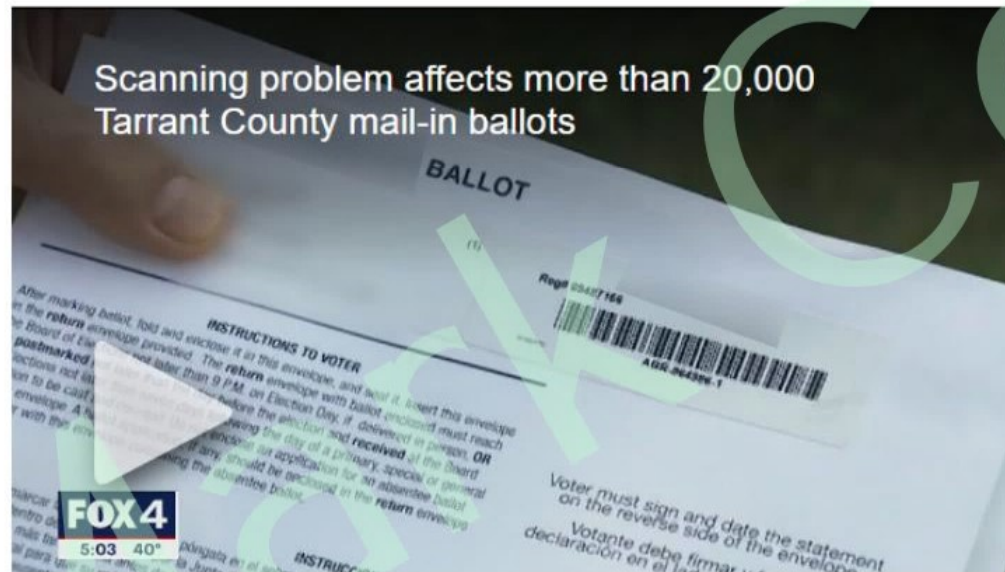
MOST POPULAR

- > Fort Worth gains a round of fun restaurant openings and more dining news
- > Texas relaxes into 3rd place in new ranking of best states for camping
- > These are the 9 best food and drink events in Fort Worth this week

UPDATE: According to Tarrant County Elections' final results, released November 11, Democratic Presidential candidate Joe Biden bested President Donald Trump by 1,826 votes, with Biden's tally at 411,567 votes versus Trump's 409,741 votes. It's the first time Tarrant County has gone "blue" for

Scanning problem affects more than 20,000 Tarrant County mail-in ballots

By Dionne Anglin and FOX 4 Staff | Published October 27, 2020 | Tarrant County | FOX 4 | [Share](#)



Scanning problem affects more than 20,000 Tarrant County mail-in ballots


Scanning problem affects more than 20,000 Tarrant County mail-in ballots

Tarrant County elections officials say a third of received mail-in ballots have been rejected because the company that printed them made a mistake.

FORT WORTH, Texas - Tarrant County elections officials say a third of received mail-in ballots have been rejected because the company that printed them made a mistake.

With one week until Election Day, elections administrator Heider Garcia

Trending

-  **1** WATCH: Michael Irvin's attorney plays video of interaction with Arizona hotel employee
-  **2** Thursday storms bring large hail, dangerous winds to North Texas
-  **3** 17-year-old pleads guilty to murder of Uber Eats driver in Haltom City
-  **4** Three EF-1 tornadoes confirmed, North Texans clean up after Thursday's severe storms
-  **5** Home invasion suspects fatally shot by resident at Garland apartment, police say

Latest News

[View More](#)

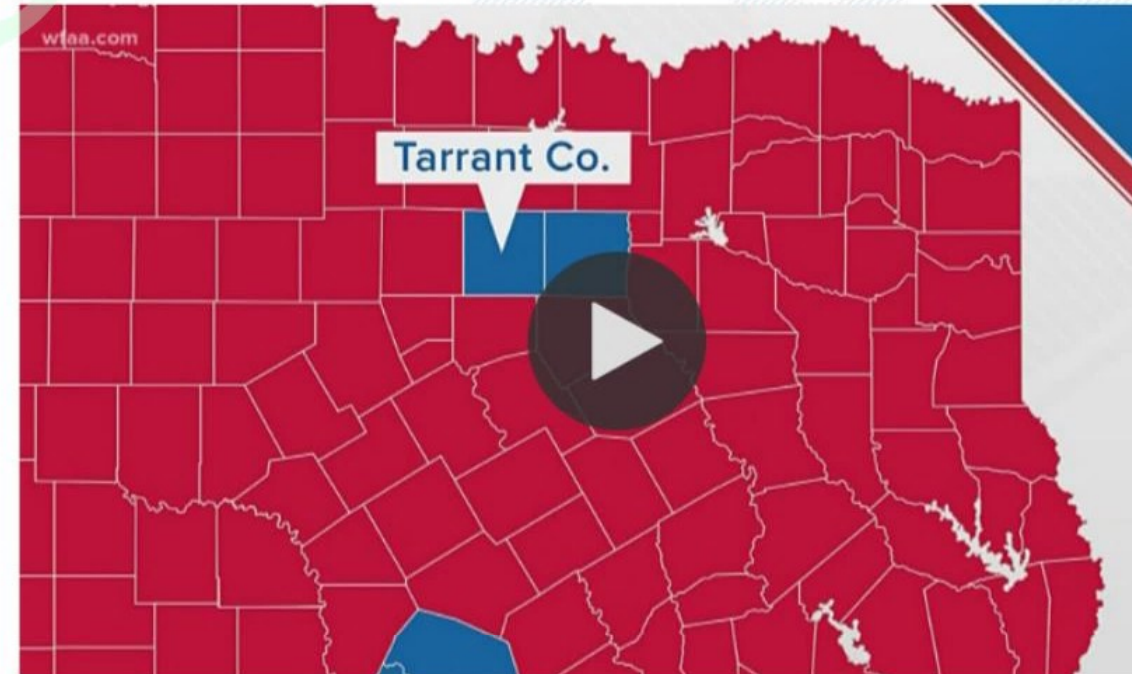
| ELECTION |

Tarrant GOP Denies County Turned Blue, Makes Trumpian Claims of Irregularities

LAUREN DREWES DANIELS | DECEMBER 1, 2020 | 4:00AM

The Tarrant County GOP is quite agitated the county has been cast as “blue” after the Nov. 3 general election. As mail-in ballots trickled in after Election Day, the seesaw tipped ever so slightly Democratic under the weight of about 1,826 more votes cast for the Biden/Harris ticket than Trump/Pence. It’s not much, but this isn’t horseshoes.

The county hadn’t voted for a Democrat for president since 1964.



Tarrant County's lauded elections chief resigns, citing differences with new county executive

Heider Garcia, like many other election officials across the country, faced death threats that stemmed from lies about the outcome of the 2020 election.

BY NATALIA CONTRERAS, VOTEBEAT AND THE TEXAS TRIBUNE APRIL 17, 2023 1 PM CENTRAL



COPY LINK



Tarrant County Election Administrator Heider Garcia looks at his phone while working Election Day at the election administration building in Fort Worth on Nov. 8, 2022. He resigned from his position Monday. 📷 Shelby Tauber for The Texas Tribune



HEIDER GARCIA
Elections Administrator

TROY HAVARD
Assistant Elections Administrator

TARRANT COUNTY ELECTIONS ADMINISTRATION

April 16, 2023

The Honorable Tim O' Hare
County Judge
100 East Weatherford St.
Fort Worth, Texas 76196

The Honorable GK Maenius
Tarrant County Administrator
100 East Weatherford St.
Fort Worth, Texas 76196

Gentlemen,

Please accept this letter as my formal resignation from the position of Elections Administrator for Tarrant County. My last day with the County will be June 23, 2023. This will allow sufficient time to complete all work related to the May 6 Joint Elections, any potential runoff elections in June and a smooth handover of the operation. It will be my utmost priority to guarantee operational continuity of the department before my departure.

GK, thank you for your leadership, your support, and your guidance in my time here. You believed in me and provided me all the tools I needed to do my job. I say to you what I said to Judge Glen Whitley when we canvassed the November 2022 election: *"Thank you for your leadership, and for just letting elections officials do their job and stay out of politics. That means the world to us."* When leadership respects the team's values and shows trust, members of the team become the best version of themselves. You know this, Judge Whitley knew it, and because of that, I leave Tarrant County a better man and a better professional. Thank you, GK.

Judge O'Hare, my formula to *"administer a quality transparent election"* stands on respect and zero politics; compromising on these values is not an option for me. You made it clear in our last meeting that your formula is different, thus, my decision to leave. I wish you the best; Tarrant County deserves that you find success.

Sincerely,

Heider Garcia
Elections Administrator
Tarrant County



Heider Garcia

@heidergarcia · [Follow](#)

8:55 AM · Jul 14, 2023



Monday is my first day as a Senior Subject Matter Expert with the Election Assistance Commission. I'm thrilled to join a such a great team, and excited about the opportunity to continue contributing to fair and secure elections, this time at a national level.



Election Ecosystem: Control

FREEDOM

Precinct

County

State

Corporations

Voter Reg

PAST

CURRENT

CURRENT

Voter Validation

PAST

CURRENT

CURRENT

Tabulation

PAST

CURRENT

CURRENT

Hand Audit

100%

1.0%

0%

Reporting

PAST

CURRENT

CURRENT

Transparency

HIGH

BOOK

Election Ecosystem: Control

FREEDOM

Precinct

County

State

Corporations

Voter Reg

PAST

CURRENT

CURRENT

Voter Validation

PAST

CURRENT

CURRENT

Tabulation

PAST

CURRENT

CURRENT

Hand Audit

100%

1.0%

0%

Reporting

PAST

CURRENT

CURRENT

Transparency

HIGH

CLOSE TO NONE

BOOK

Election Ecosystem: Control

FREEDOM

DANGER

BOOK

	Precinct	County	State	Corporations		
Voter Reg		PAST	CURRENT	CURRENT		
Voter Validation	PAST		CURRENT	CURRENT		
Tabulation	PAST		CURRENT	CURRENT		
Hand Audit	100%		1.0%	0%		
Reporting		PAST	CURRENT	CURRENT		
Transparency	HIGH		CLOSE TO NONE			

Election Ecosystem

More Complex = Less Secure

Progression – More Complex and Less Transparent

Paper
Mechanical
Electronic
Computerized

“I consider it completely unimportant who in the party will vote, or how; but what is extraordinarily important is this — who will count the votes, and how.”

“I consider it completely unimportant who in the party will vote, or how; but what is extraordinarily important is this — who will count the votes, and how.”

Joseph Stalin, 1923

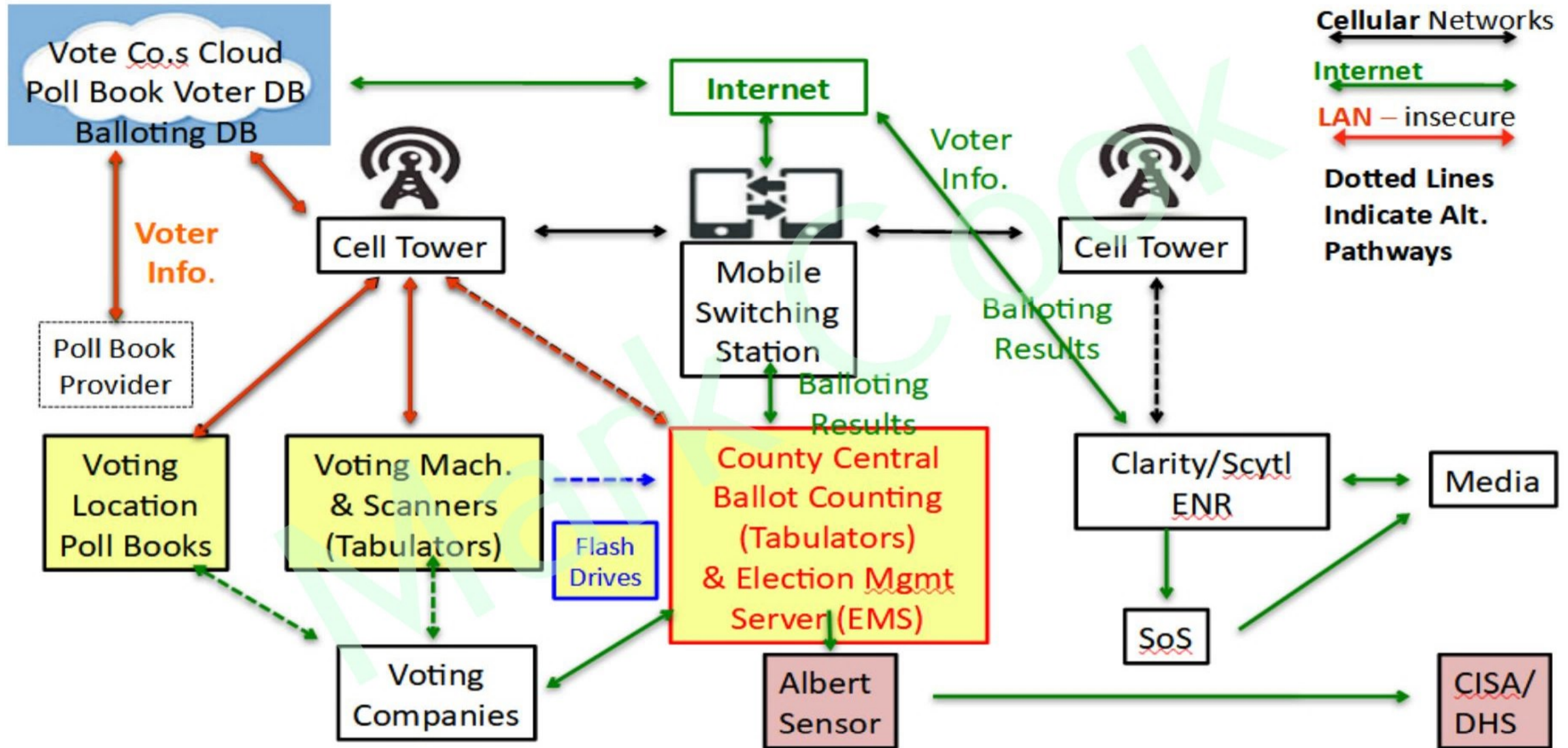
Central Committee of the Communist Party of the Soviet Union

Magic Show

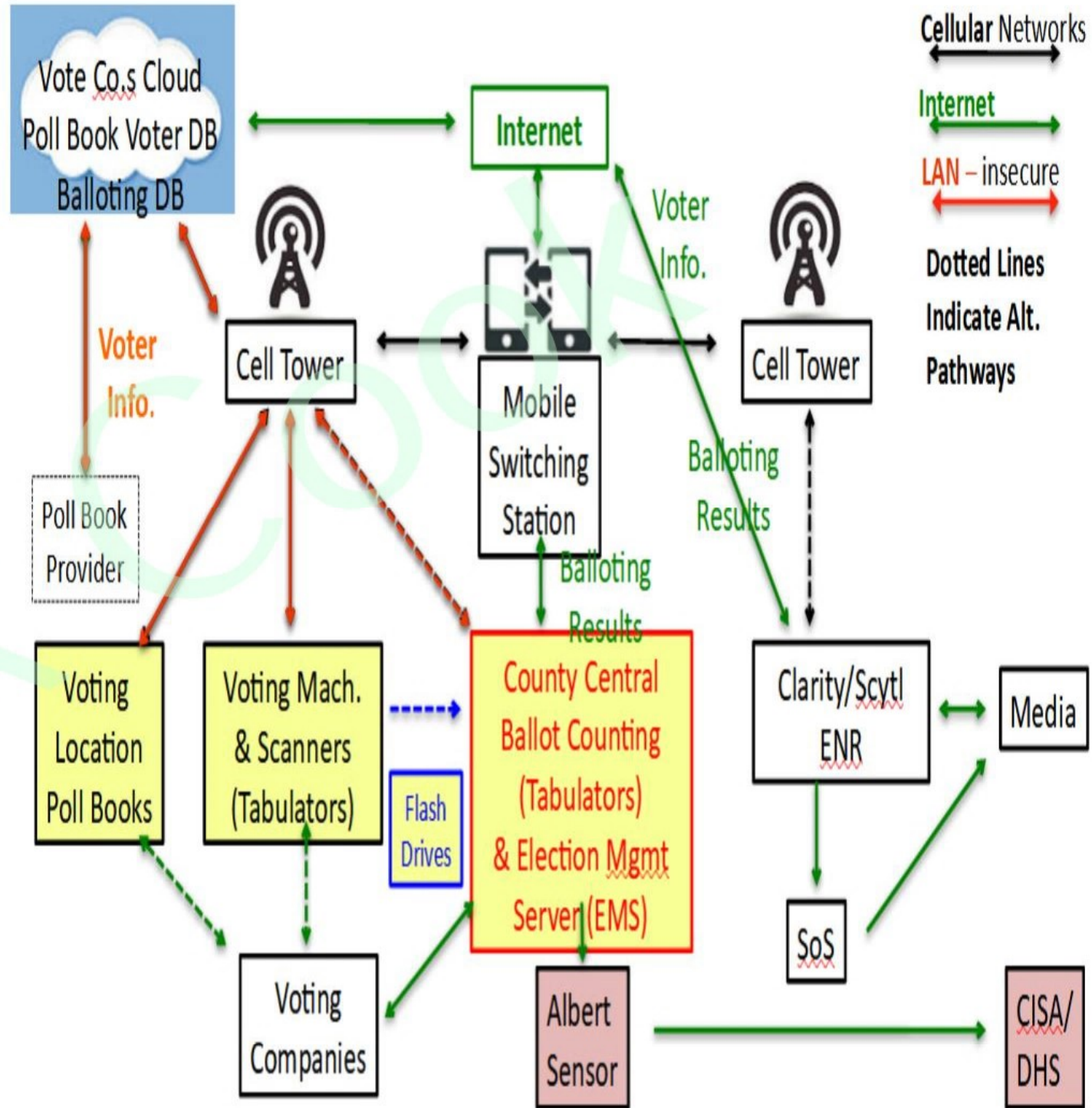
Mark



System Diagram by Russell Ramsland



Built on BLINDFOLDED TRUST



Fully Engineered OUTCOME-BASED Elections

Dirty voter rolls to increase headroom (eg E.R.I.C.)

Mail-out unsolicited ballots everywhere, then hijack

Make convenient 'mistakes' before/during/after election

Early voting – **insider information**

Mail-in ballot tracking – **insider information**

Electronic poll books – **insider information**

Cause loss of confidence in the election system

Days/Weeks to accept mail-in ballots for the clean-up

Election Ecosystem: Control

FREEDOM

DANGER

	Precinct	County	State	Corporations		
Voter Reg		PAST	CURRENT	CURRENT		
Voter Validation	PAST		CURRENT	CURRENT		
Tabulation	PAST		CURRENT	CURRENT		
Hand Audit	100%		1.0%	0%		
Reporting		PAST	CURRENT	CURRENT		
Transparency	HIGH		CLOSE TO NONE			

The disabled are USED to push the agenda!

AXIOS Salt Lake City News Things to Do Food and Drink Politics Real Estate Business

Jun 23, 2022 - News

Disabled Utah voters are asking the state for e-voting



Erin Alberty



Voter Everette Bacon aims his phone camera at the door to Trolley Square so a phone-access guide can see the "Vote Here" signs and direct him to the polling place inside.

Blind Utahns and disability advocates are asking for more access to digital ballots after running into trouble at polling places.

Driving the news: Utah's primaries are set for Tuesday. Leading up to them, blind Utahns only have two ways to cast ballots.

- They can vote by mail with another person's assistance, which means they can't vote in secret.
- Or they can go to a polling place for an audio ballot — but navigating there may be difficult.

The United States is BEHIND

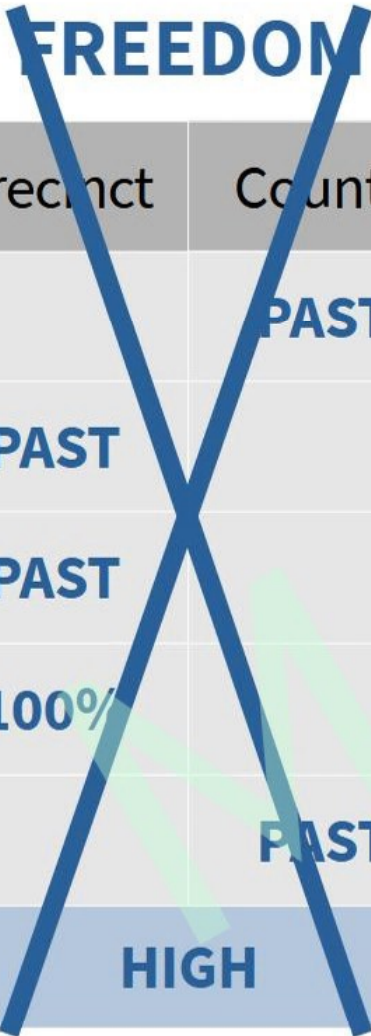


Election Ecosystem: Control

FREEDOM

DANGER

BOOK



	Precinct	County	State	Corporations		
Voter Reg		PAST	CURRENT	CURRENT		
Voter Validation	PAST		CURRENT	CURRENT		
Tabulation	PAST		CURRENT	CURRENT		
Hand Audit	100%		1.0%	0%		
Reporting		PAST	CURRENT	CURRENT		
Transparency	HIGH		CLOSE TO NONE			

Election Ecosystem: Control

FREEDOM

DANGER

	Precinct	County	State	Corporations	Federal		
Voter Reg		PAST	CURRENT	CURRENT	IN-PROGRESS		
Voter Validation	PAST		CURRENT	CURRENT	IN-PROGRESS		
Tabulation	PAST		CURRENT	CURRENT	IN-PROGRESS		
Hand Audit	100%		1.0%	0%	0%		
Reporting		PAST	CURRENT	CURRENT	IN-PROGRESS		
Transparency	HIGH		CLOSE TO NONE				

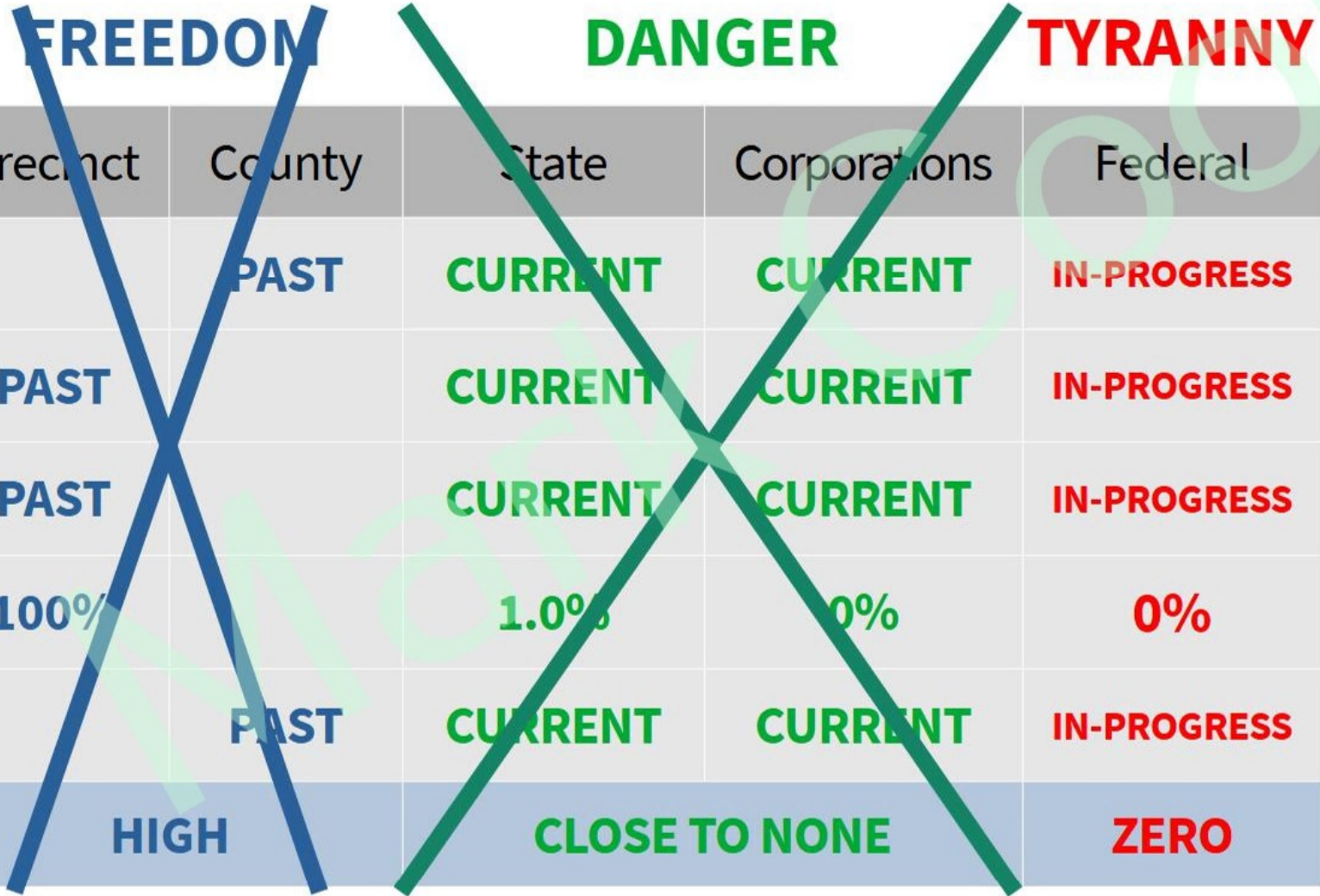
Election Ecosystem: Control

FREEDOM

DANGER

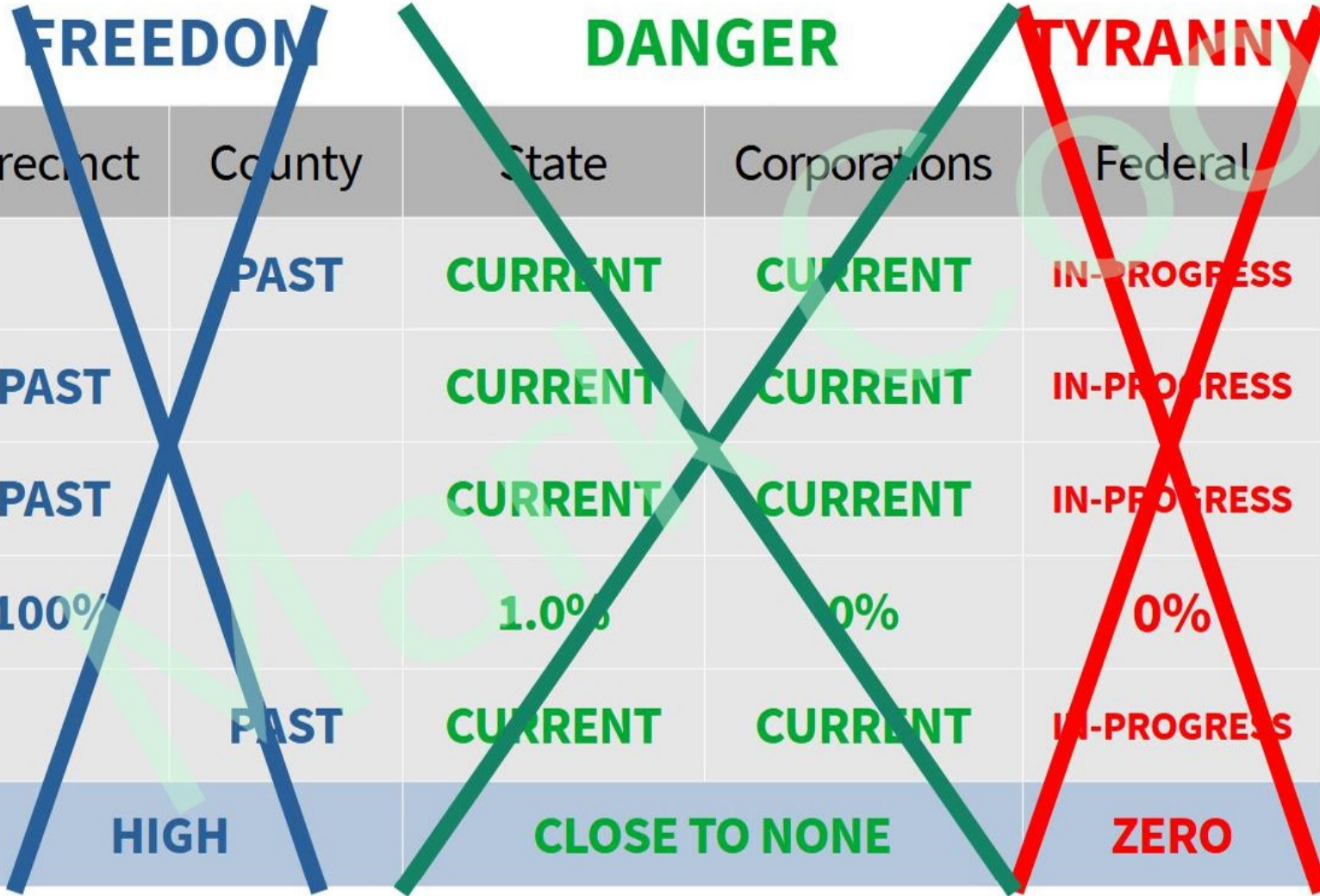
	Precinct	County	State	Corporations	Federal		
Voter Reg		PAST	CURRENT	CURRENT	IN-PROGRESS		
Voter Validation	PAST		CURRENT	CURRENT	IN-PROGRESS		
Tabulation	PAST		CURRENT	CURRENT	IN-PROGRESS		
Hand Audit	100%		1.0%	0%	0%		
Reporting		PAST	CURRENT	CURRENT	IN-PROGRESS		
Transparency		HIGH		CLOSE TO NONE	ZERO		

Election Ecosystem: Control



	Precinct	County	State	Corporations	Federal		
Voter Reg		PAST	CURRENT	CURRENT	IN-PROGRESS		
Voter Validation	PAST		CURRENT	CURRENT	IN-PROGRESS		
Tabulation	PAST		CURRENT	CURRENT	IN-PROGRESS		
Hand Audit	100%		1.0%	0%	0%		
Reporting		PAST	CURRENT	CURRENT	IN-PROGRESS		
Transparency	HIGH		CLOSE TO NONE		ZERO		

Election Ecosystem: Control



	Precinct	County	State	Corporations	Federal
Voter Reg		PAST	CURRENT	CURRENT	IN-PROGRESS
Voter Validation	PAST		CURRENT	CURRENT	IN-PROGRESS
Tabulation	PAST		CURRENT	CURRENT	IN-PROGRESS
Hand Audit	100%		1.0%	0%	0%
Reporting		PAST	CURRENT	CURRENT	IN-PROGRESS
Transparency	HIGH		CLOSE TO NONE		ZERO

Election Ecosystem: Control

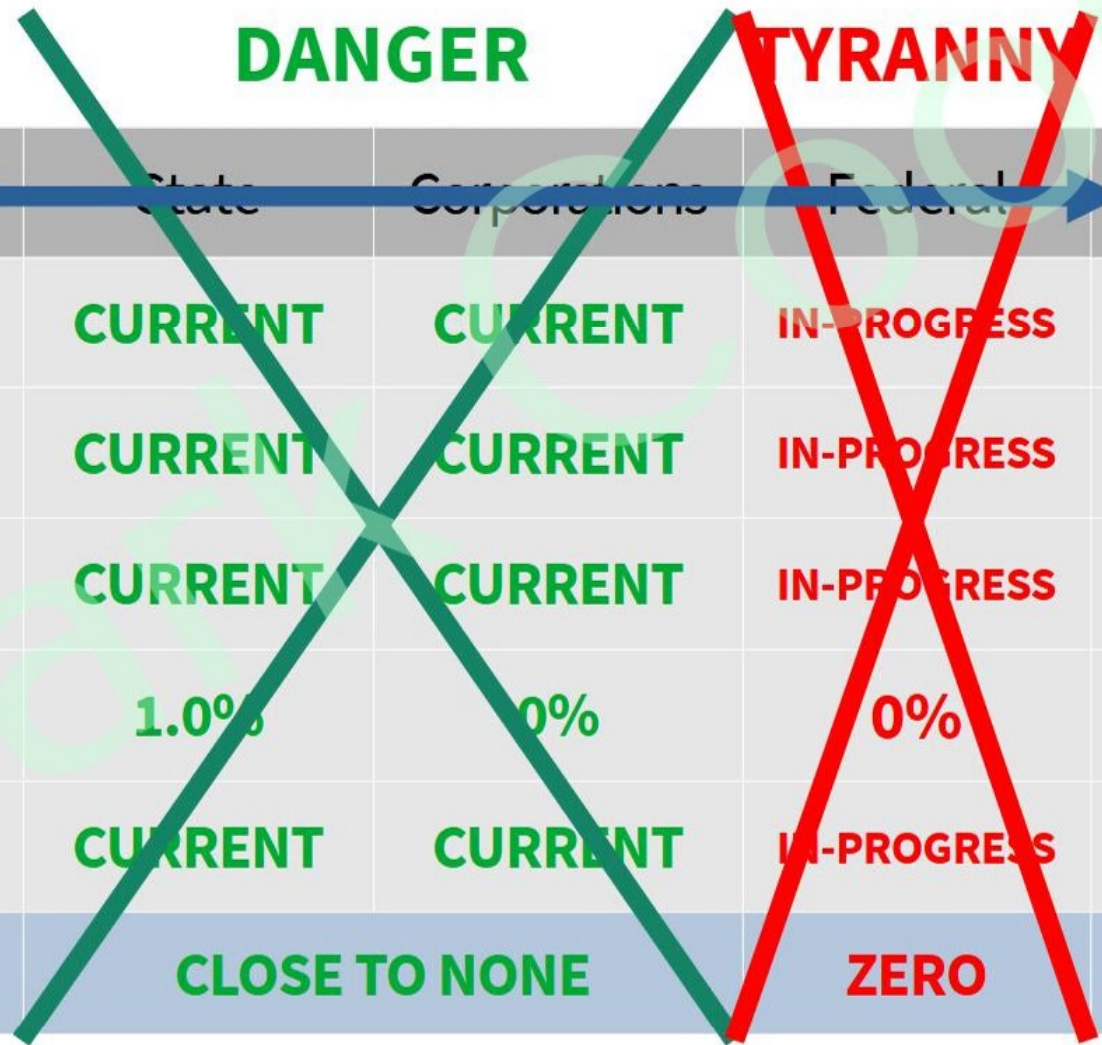
FREEDOM

DANGER

TYRANNY



	Precinct	County	State	Corporations	Federal
Voter Reg		PAST	CURRENT	CURRENT	IN-PROGRESS
Voter Validation	PAST		CURRENT	CURRENT	IN-PROGRESS
Tabulation	PAST		CURRENT	CURRENT	IN-PROGRESS
Hand Audit	100%		1.0%	0%	0%
Reporting		PAST	CURRENT	CURRENT	IN-PROGRESS
Transparency	HIGH		CLOSE TO NONE		ZERO



Election Ecosystem: Control

FREEDOM

DANGER

TYRANNY

Precinct County State Corporations Federal Precinct County

Voter Reg

PAST

CURRENT

CURRENT

IN-PROGRESS

FUTURE

Voter Validation

PAST

CURRENT

CURRENT

IN-PROGRESS

Tabulation

PAST

CURRENT

CURRENT

IN-PROGRESS

Hand Audit

100%

1.0%

0%

0%

Reporting

PAST

CURRENT

CURRENT

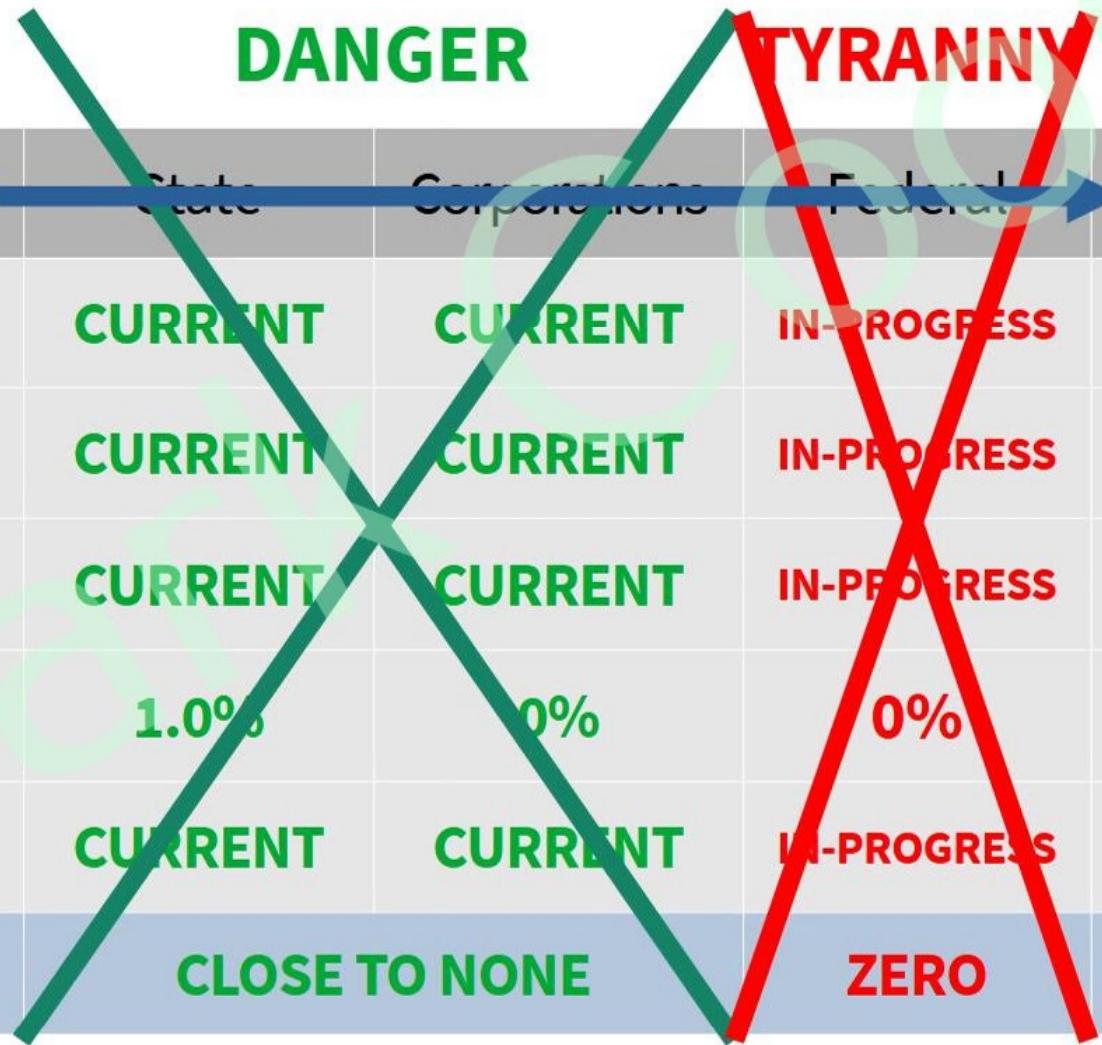
IN-PROGRESS

Transparency

HIGH

CLOSE TO NONE

ZERO



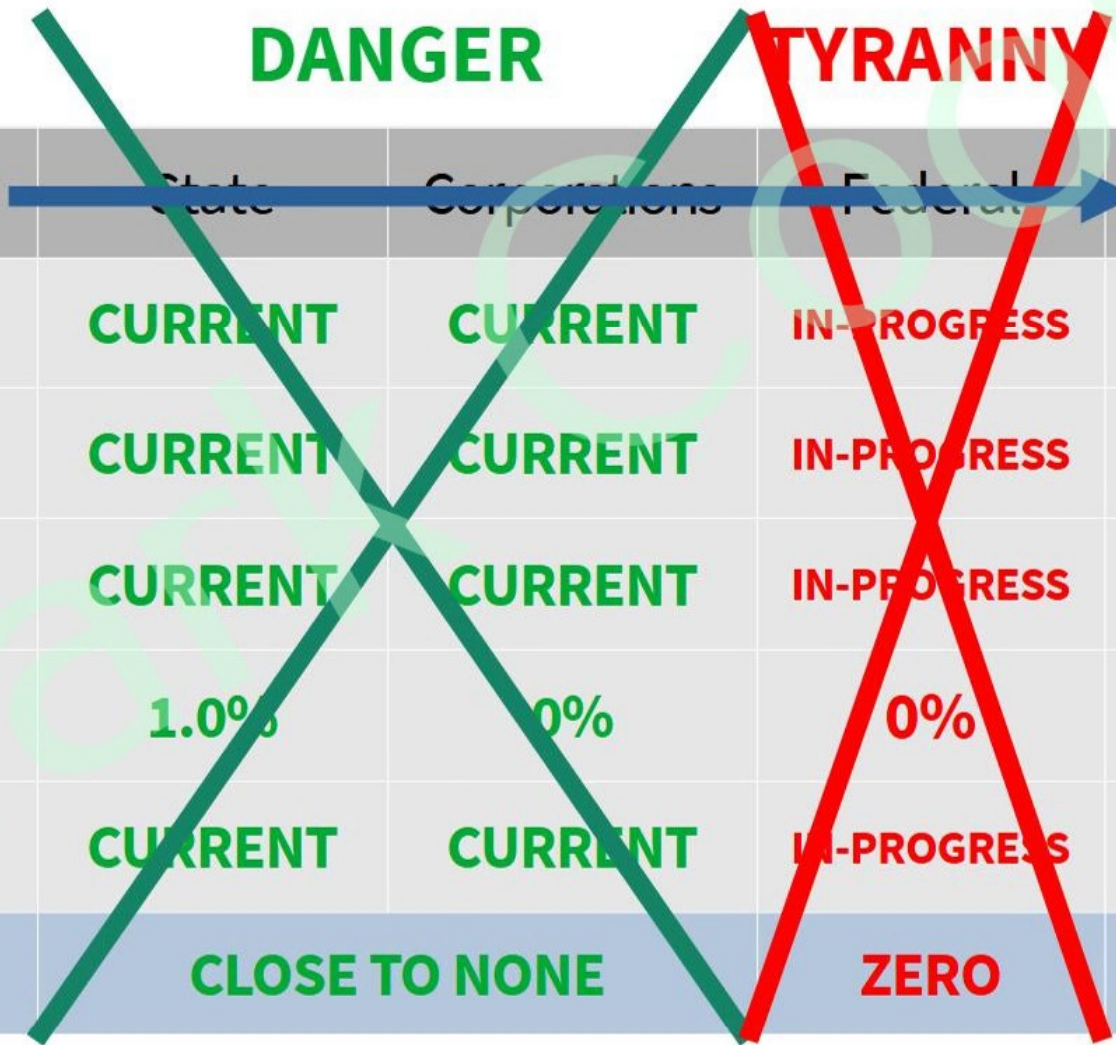
Election Ecosystem: Control

FREEDOM

DANGER

TYRANNY

	Precinct	County	State	Corporations	Federal	Precinct	County
Voter Reg		PAST	CURRENT	CURRENT	IN-PROGRESS		FUTURE
Voter Validation	PAST		CURRENT	CURRENT	IN-PROGRESS	FUTURE	
Tabulation	PAST		CURRENT	CURRENT	IN-PROGRESS		
Hand Audit	100%		1.0%	0%	0%		
Reporting		PAST	CURRENT	CURRENT	IN-PROGRESS		
Transparency	HIGH		CLOSE TO NONE		ZERO		



Election Ecosystem: Control

FREEDOM

DANGER

TYRANNY

Precinct

County

State

Corporations

Federal

Precinct

County

Voter Reg

PAST

CURRENT

CURRENT

IN-PROGRESS

FUTURE

Voter Validation

PAST

CURRENT

CURRENT

IN-PROGRESS

FUTURE

Tabulation

PAST

CURRENT

CURRENT

IN-PROGRESS

FUTURE

Hand Audit

100%

1.0%

0%

0%

Reporting

PAST

CURRENT

CURRENT

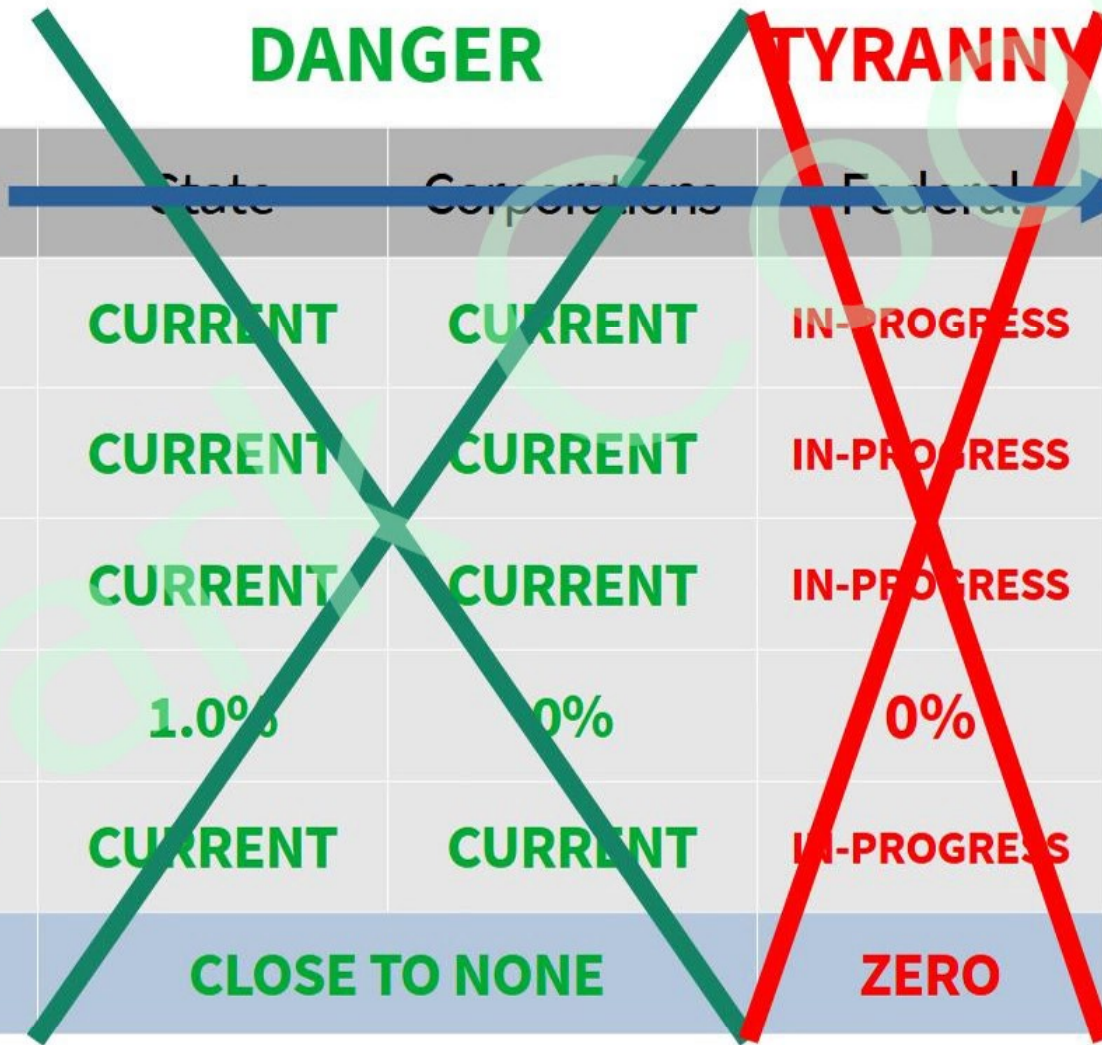
IN-PROGRESS

Transparency

HIGH

CLOSE TO NONE

ZERO



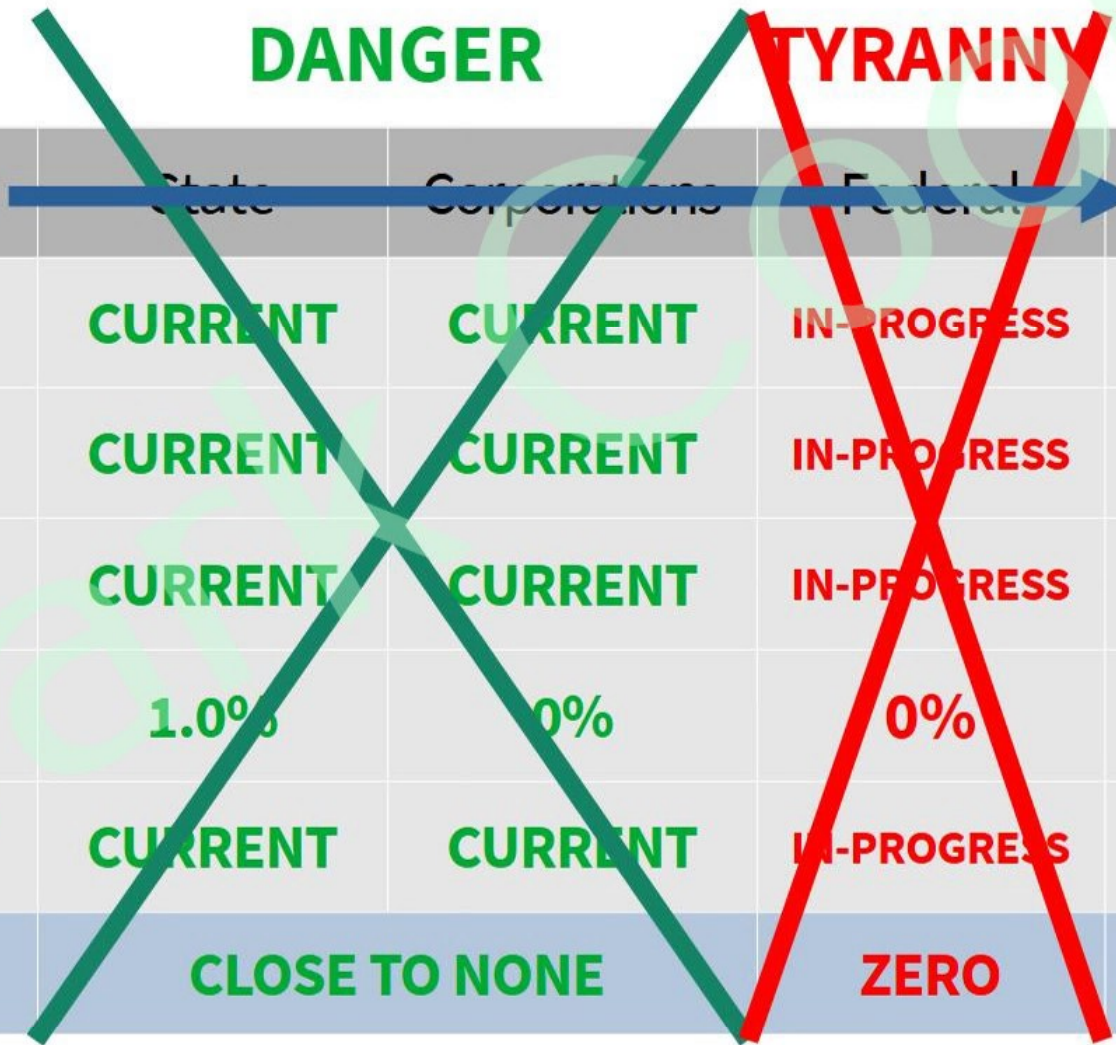
Election Ecosystem: Control

FREEDOM

DANGER

TYRANNY

	Precinct	County	State	Corporations	Federal	Precinct	County
Voter Reg		PAST	CURRENT	CURRENT	IN-PROGRESS		FUTURE
Voter Validation	PAST		CURRENT	CURRENT	IN-PROGRESS	FUTURE	
Tabulation	PAST		CURRENT	CURRENT	IN-PROGRESS	FUTURE	
Hand Audit	100%		1.0%	0%	0%	100%	
Reporting		PAST	CURRENT	CURRENT	IN-PROGRESS		
Transparency	HIGH		CLOSE TO NONE		ZERO		



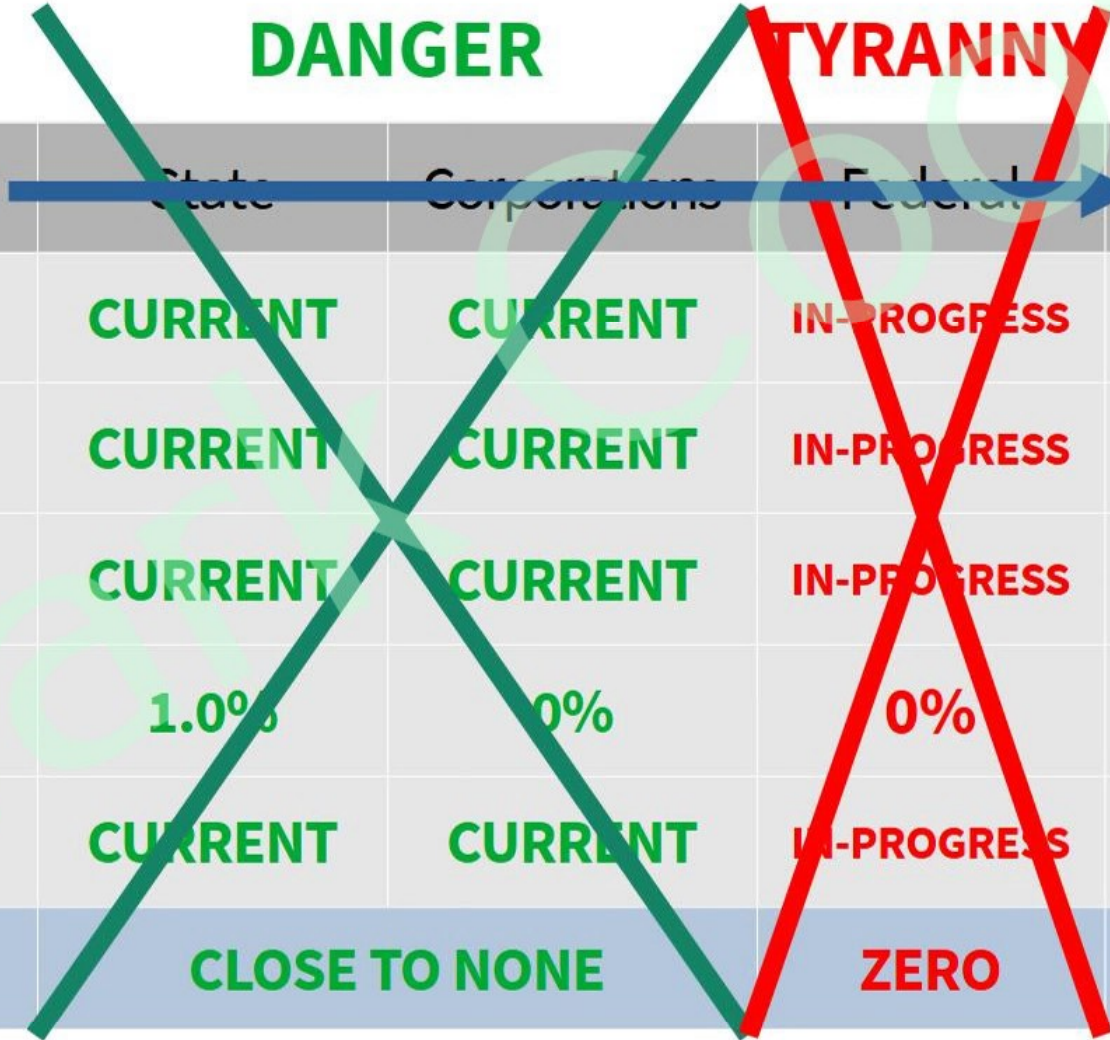
Election Ecosystem: Control

FREEDOM

DANGER

TYRANNY

	Precinct	County	State	Corporations	Federal	Precinct	County
Voter Reg		PAST	CURRENT	CURRENT	IN-PROGRESS		FUTURE
Voter Validation	PAST		CURRENT	CURRENT	IN-PROGRESS	FUTURE	
Tabulation	PAST		CURRENT	CURRENT	IN-PROGRESS	FUTURE	
Hand Audit	100%		1.0%	0%	0%	100%	
Reporting		PAST	CURRENT	CURRENT	IN-PROGRESS	FUTURE	
Transparency	HIGH		CLOSE TO NONE		ZERO		



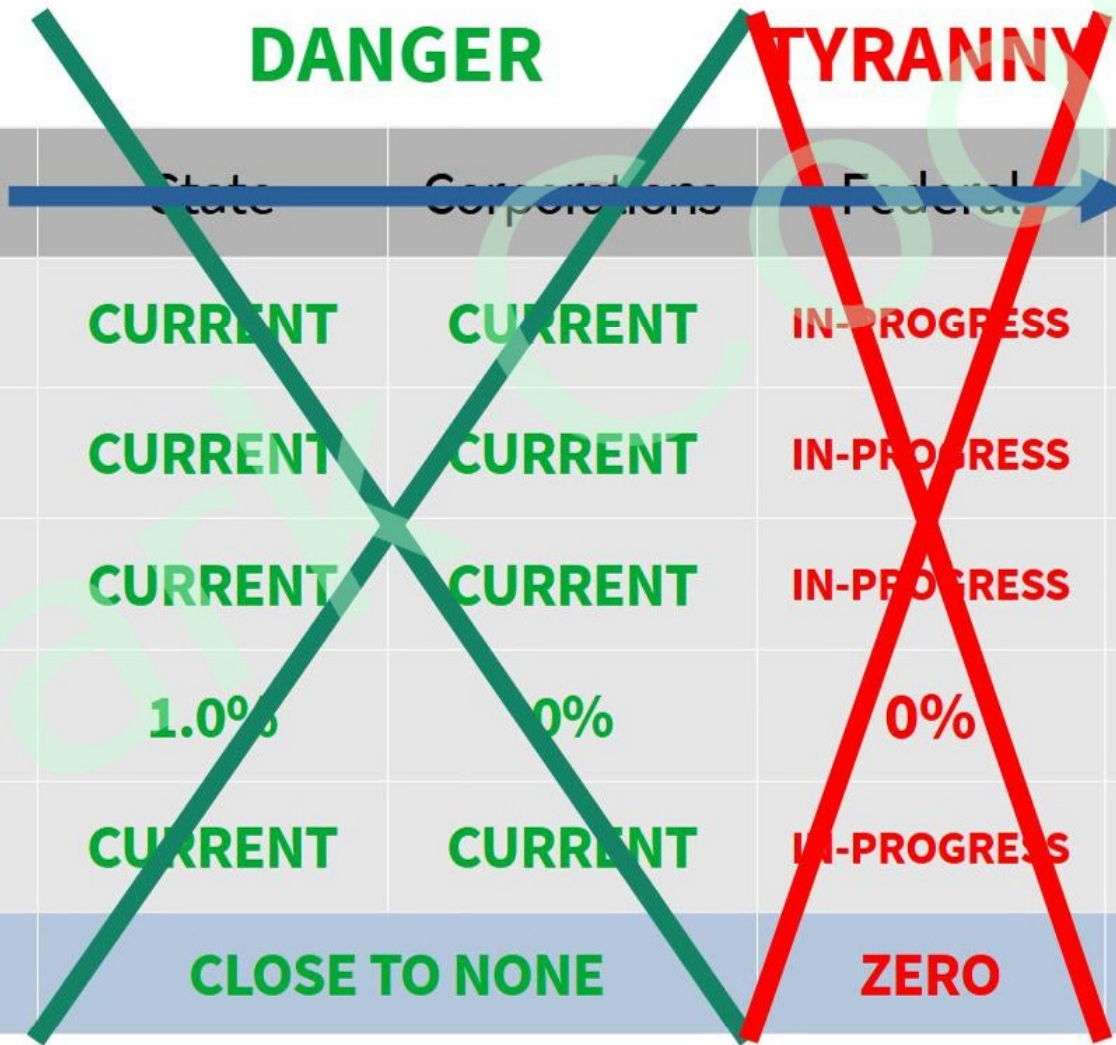
Election Ecosystem: Control

FREEDOM

DANGER

TYRANNY

	Precinct	County	State	Corporations	Federal	Precinct	County
Voter Reg		PAST	CURRENT	CURRENT	IN-PROGRESS		FUTURE
Voter Validation	PAST		CURRENT	CURRENT	IN-PROGRESS	FUTURE	
Tabulation	PAST		CURRENT	CURRENT	IN-PROGRESS	FUTURE	
Hand Audit	100%		1.0%	0%	0%	100%	
Reporting		PAST	CURRENT	CURRENT	IN-PROGRESS	FUTURE	
Transparency	HIGH		CLOSE TO NONE		ZERO		100%



Election Ecosystem: Control

FREEDOM

DANGER

TYRANNY

FREE AGAIN

Precinct

County

State

Corporations

Federal

Precinct

County

Voter Reg

PAST

CURRENT

CURRENT

IN-PROGRESS

FUTURE

Voter Validation

PAST

CURRENT

CURRENT

IN-PROGRESS

FUTURE

Tabulation

PAST

CURRENT

CURRENT

IN-PROGRESS

FUTURE

Hand Audit

100%

1.0%

0%

0%

100%

Reporting

PAST

CURRENT

CURRENT

IN-PROGRESS

FUTURE

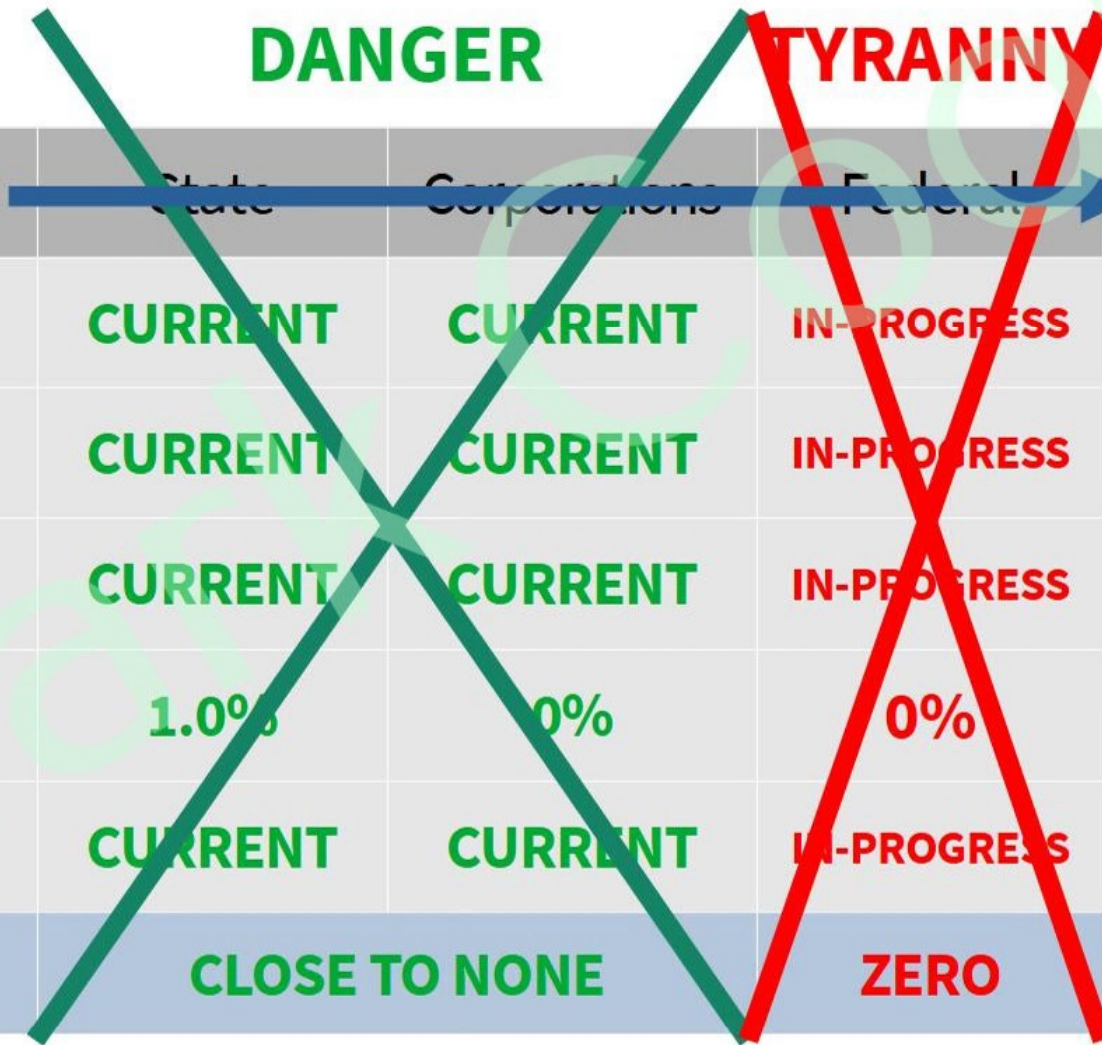
Transparency

HIGH

CLOSE TO NONE

ZERO

100%



Election Ecosystem: Final Goal

FINAL GOAL

Precinct

County

Voter Reg

FUTURE

Voter Validation

FUTURE

Tabulation

FUTURE

Hand Audit

100%

Reporting

FUTURE

Transparency

100%

Election Ecosystem: Reality

	FINAL GOAL		CURRENT SYSTEM			
	Precinct	County	State	Corporations		
Voter Reg		FUTURE	CURRENT	CURRENT		
Voter Validation	FUTURE		CURRENT	CURRENT		
Tabulation	FUTURE		CURRENT	CURRENT		
Hand Audit	100%		1.0%	0%		
Reporting		FUTURE	CURRENT	CURRENT		
Transparency	100%		CLOSE TO NONE			

Election Ecosystem: Incremental Improvement

FINAL GOAL	
Precinct	County
	FUTURE
FUTURE	
FUTURE	
100%	
	FUTURE
100%	

CURRENT SYSTEM + INCREMENTAL

	State	Corporations	Precinct	County
Voter Reg	CURRENT	CURRENT		PARALLEL
Voter Validation	CURRENT	CURRENT	PARALLEL	
Tabulation	CURRENT	CURRENT	HAND COUNT	
Hand Audit	1.0%	0%	66-100%	
Reporting	CURRENT	CURRENT	PARALLEL	
Transparency	CLOSE TO NONE		>75%	

Cameras are EVERYWHERE!






MockCountyTX.US showing how real Transparency can work!

Tabulation Livestream/Recorded Video and Ballot Images

Room Cam 1:

Room Cam 2:



BATCH

Justice, 14th Ct of Appeals District, Place 2		District Judge, 180th Judicial District		District Judge, 189th Judicial District		District Judge, 230th Judicial District	
Erin Sewell	0	Tami C. Place	0	Erin Strubbe	0	Brad Hart	0
Cheri C. Thomas	43	Doreen Jones	42	Temika Tere Craft	42	Chris Morton	41
Under vote	8	Under vote	8	Under vote	8	Under vote	8
Over vote	0	Over vote	0	Over vote	0	Over vote	0
Justice, 14th Ct of Appeals District, Place 9		District Judge, 182nd Judicial District		District Judge, 190th Judicial District		District Judge, 232nd Judicial District	
Randy Wilson	0	Robert H. Jackson	0	Fred Shuchart	0	Joshua Norwood	0
William Demond	42	Darbo Denny Lacayo	42	Beau Miller	42	Josh Hill	42
Under vote	8	Under vote	8	Under vote	8	Under vote	8
Over vote	0	Over vote	0	Over vote	0	Over vote	0
District Judge, 55th Judicial District		District Judge, 183rd Judicial District		District Judge, 208th Judicial District		District Judge, 234th Judicial District	
Nile Capeland	0	Erskin M. Guany	0	Heather Hudson	0	Michael West	0
Latisha Lewis Payne	42	Garnett L. Haynes	42	Beverly Armstrong	42	Lauren Rieder	42
Under vote	8	Under vote	8	Under vote	8	Under vote	8
Over vote	0	Over vote	0	Over vote	0	Over vote	0
District Judge, 113th Judicial District		District Judge, 184th Judicial District		District Judge, 209th Judicial District		District Judge, 248th Judicial District	
Nathan Milton	0	Levi Deangelis	0	Ravin Fulton	0	Austin Rummel	0
Rubena Collier	43	Katherine Kat Thomas	42	Orlen S. Warren	42	Wilroy Unger	41
Under vote	7	Under vote	8	Under vote	8	Under vote	9
Over vote	0	Over vote	0	Over vote	0	Over vote	0
District Judge, 157th Judicial District		District Judge, 185th Judicial District		District Judge, 228th Judicial District		District Judge, 262nd Judicial District	
Sonya L. Austin	0	Chris Carmona	0	Andy Taylor	0	Tonya McLaughlin	0
Tanya Garrison	42	Andrea Seal	42	Frank Aguilar	42	Lori Chambers Gray	41
Under vote	8	Under vote	8	Under vote	8	Under vote	9
Over vote	0	Over vote	0	Over vote	0	Over vote	0

Page 2



Mock Ballot

Transparent And Verifiable
April 17, 2023
Mock County, Texas
Incorporated 1856
17 de abril del 2023
Conjunto de Mock, Texas

Precinct 0001
Proceso 001
Page 2 of 4
Página 2 de 4

Justice, 14th Court of Appeals District, Place 2	District Judge, 189th Judicial District	District Judge, 189th Judicial District	District Judge, 230th Judicial District
<p>Vote for name or use vote per request or use</p> <p><input type="checkbox"/> Erin Sewell Republican Party Partido Republicano</p> <p><input checked="" type="checkbox"/> Cheri C. Thomas Democratic Party Partido Demócrata</p>	<p>Vote for name or use vote per request or use</p> <p><input type="checkbox"/> Erin Strubbe Republican Party Partido Republicano</p> <p><input checked="" type="checkbox"/> Temika Tere Craft Democratic Party Partido Demócrata</p>	<p>Vote for name or use vote per request or use</p> <p><input type="checkbox"/> Brad Hart Republican Party Partido Republicano</p> <p><input checked="" type="checkbox"/> Chris Morton Democratic Party Partido Demócrata</p>	<p>Vote for name or use vote per request or use</p> <p><input type="checkbox"/> Brad Hart Republican Party Partido Republicano</p> <p><input checked="" type="checkbox"/> Chris Morton Democratic Party Partido Demócrata</p>
Justice, 14th Court of Appeals District, Place 9	District Judge, 182nd Judicial District	District Judge, 190th Judicial District	District Judge, 232nd Judicial District
<p>Vote for name or use vote per request or use</p> <p><input type="checkbox"/> Randy Wilson Republican Party Partido Republicano</p> <p><input checked="" type="checkbox"/> William Demond Democratic Party Partido Demócrata</p>	<p>Vote for name or use vote per request or use</p> <p><input type="checkbox"/> Robert H. Jackson Republican Party Partido Republicano</p> <p><input checked="" type="checkbox"/> Darbo Denny Lacayo Democratic Party Partido Demócrata</p>	<p>Vote for name or use vote per request or use</p> <p><input type="checkbox"/> Fred Shuchart Republican Party Partido Republicano</p> <p><input checked="" type="checkbox"/> Beau Miller Democratic Party Partido Demócrata</p>	<p>Vote for name or use vote per request or use</p> <p><input type="checkbox"/> Joshua Norwood Republican Party Partido Republicano</p> <p><input checked="" type="checkbox"/> Josh Hill Democratic Party Partido Demócrata</p>
District Judge, 55th Judicial District	District Judge, 183rd Judicial District	District Judge, 208th Judicial District	District Judge, 234th Judicial District
<p>Vote for name or use vote per request or use</p> <p><input type="checkbox"/> Nile Capeland Republican Party Partido Republicano</p> <p><input checked="" type="checkbox"/> Latisha Lewis Payne Democratic Party Partido Demócrata</p>	<p>Vote for name or use vote per request or use</p> <p><input type="checkbox"/> Erskin M. Guany Republican Party Partido Republicano</p> <p><input checked="" type="checkbox"/> Garnett L. Haynes Democratic Party Partido Demócrata</p>	<p>Vote for name or use vote per request or use</p> <p><input type="checkbox"/> Heather Hudson Republican Party Partido Republicano</p> <p><input checked="" type="checkbox"/> Beverly Armstrong Democratic Party Partido Demócrata</p>	<p>Vote for name or use vote per request or use</p> <p><input type="checkbox"/> Michael West Republican Party Partido Republicano</p> <p><input checked="" type="checkbox"/> Lauren Rieder Democratic Party Partido Demócrata</p>
District Judge, 113th Judicial District	District Judge, 184th Judicial District	District Judge, 209th Judicial District	District Judge, 248th Judicial District
<p>Vote for name or use vote per request or use</p> <p><input type="checkbox"/> Nathan Milton Republican Party Partido Republicano</p> <p><input checked="" type="checkbox"/> Rubena Collier Democratic Party Partido Demócrata</p>	<p>Vote for name or use vote per request or use</p> <p><input type="checkbox"/> Levi Deangelis Republican Party Partido Republicano</p> <p><input checked="" type="checkbox"/> Katherine Kat Thomas Democratic Party Partido Demócrata</p>	<p>Vote for name or use vote per request or use</p> <p><input type="checkbox"/> Ravin Fulton Republican Party Partido Republicano</p> <p><input checked="" type="checkbox"/> Orlen S. Warren Democratic Party Partido Demócrata</p>	<p>Vote for name or use vote per request or use</p> <p><input type="checkbox"/> Austin Rummel Republican Party Partido Republicano</p> <p><input checked="" type="checkbox"/> Wilroy Unger Democratic Party Partido Demócrata</p>
District Judge, 157th Judicial District	District Judge, 185th Judicial District	District Judge, 228th Judicial District	District Judge, 262nd Judicial District
<p>Vote for name or use vote per request or use</p> <p><input type="checkbox"/> Sonya L. Austin Republican Party Partido Republicano</p> <p><input checked="" type="checkbox"/> Tanya Garrison Democratic Party Partido Demócrata</p>	<p>Vote for name or use vote per request or use</p> <p><input type="checkbox"/> Chris Carmona Republican Party Partido Republicano</p> <p><input checked="" type="checkbox"/> Andrea Seal Democratic Party Partido Demócrata</p>	<p>Vote for name or use vote per request or use</p> <p><input type="checkbox"/> Andy Taylor Republican Party Partido Republicano</p> <p><input checked="" type="checkbox"/> Frank Aguilar Democratic Party Partido Demócrata</p>	<p>Vote for name or use vote per request or use</p> <p><input type="checkbox"/> Tonya McLaughlin Republican Party Partido Republicano</p> <p><input checked="" type="checkbox"/> Lori Chambers Gray Democratic Party Partido Demócrata</p>

Station 1

To Insure our Future



To Save Our Republic

YOU, YES **YOU**

MUST GET INVOLVED!

WE MUST IMMEDIATELY progress to:

GET OUT OF E.R.I.C. !!!

Mark Cook

WE MUST IMMEDIATELY progress to:

GET OUT OF E.R.I.C. !!!

Fully Transparent, Accurate, Verifiable,
County-Managed Nationally Cross-Referenced Voter Registration System

Paper Poll Books, HAND MARKED Ballots,

PRECINCT-BASED HAND COUNT ELECTION DAY

that is Understandable by and Accessible to
Every American Citizen

Mark Cook 303-990-2660 PatriotMC@protonmail.com
HandCountRoadShow.org and ACCFEI.org



PLEASE SIGN UP FOR NEWSLETTER!