

Mark Cook

Collin County, TX 2023-08-03

- Mechanical Engineering
- Electrical Engineering
- Computer Science
- Hardware
- Software Development
- Cyber-Security
- Forensics
- Complex Systems
- Root Cause Analysis
- Election Technology


Visits

California	North Carolina
Arizona	Montana
Nevada	Washington
Texas	Colorado
South Carolina	Utah
Florida	Pennsylvania
Kansas	Ohio
Michigan	Wisconsin
Virginia	New Mexico
Arkansas	

While everyone happily gazed at the puppets...



I was more interested in what was going on above them



How did we get here?

© Mark Cook 2023

How did we get here?

They think you are stupid.

Who is THEY?

© Mark Cook 2023

THEY are the Evil Genius Architects



Protected with trial version of Visual Watermark. Full version doesn't put this mark.

Election Ecosystem

Voter Registration
Voter Validation
Tabulation
Reporting

© Mark Cook 2023

Election Ecosystem

Voter Registration – Controls # of Ballots in Circulation
Voter Validation
Tabulation
Reporting

Election Ecosystem

Voter Registration – Controls # of Ballots in Circulation

Voter Validation – Controls which Ballots get Counted

Tabulation

Reporting

Election Ecosystem

Voter Registration – Controls # of Ballots in Circulation
Voter Validation – Controls which Ballots get Counted
Tabulation – Controls how Ballots get Counted
Reporting

Election Ecosystem

- Voter Registration – Controls # of Ballots in Circulation
- Voter Validation – Controls which Ballots get Counted
- Tabulation – Controls how Ballots get Counted
- Reporting – Controls what Totals we see

Election Ecosystem: Control

	Precinct	County				
Voter Reg		PAST				
Voter Validation	PAST					
Tabulation	PAST					
Reporting		PAST				
Transparency						

Election Ecosystem: Control

	Precinct	County				
Voter Reg		PAST				
Voter Validation	PAST					
Tabulation	PAST					
Reporting		PAST				
Transparency	HIGH					

Election Ecosystem: Control

FREEDOM

	Precinct	County				
Voter Reg		PAST				
Voter Validation	PAST					
Tabulation	PAST					
Reporting		PAST				
Transparency	HIGH					

Election Ecosystem: Control

FREEDOM

Precinct

County

State

Corporations

Voter Reg

PAST

Voter Validation

PAST

Tabulation

PAST

Reporting

PAST

Transparency

HIGH

Election Ecosystem: Control

FREEDOM



	Precinct	County	State	Corporations		
Voter Reg		PAST	CURRENT	CURRENT		
Voter Validation	PAST					
Tabulation	PAST					
Reporting		PAST				
Transparency	HIGH					



Which States Are Members Of ERIC? ^

As of November 2022 Alabama, Alaska, Arizona, Colorado, Connecticut, Delaware, Florida, Georgia, Illinois, Iowa, Kentucky, Maine, Maryland, Massachusetts, Michigan, Minnesota, Missouri, Nevada, New Jersey, New Mexico, Ohio, Oregon, Pennsylvania, Rhode Island, South Carolina, Texas, Utah, Vermont, Virginia, Washington, West Virginia, and Wisconsin. The District of Columbia is also a member. (32 states plus D.C.)

Who Controls ERIC? v

What Data Does ERIC Collect From Member States? v

What Reports Do States Receive From ERIC? v

Who Pays For ERIC Operations? v

Does ERIC Help Members Save Money? v

Iranian Whistleblower exploiting military ballots (Unverified)

sqlmap[®]

Automatic SQL injection and database takeover tool

Introduction

sqlmap is an open source penetration testing tool that automates the process of detecting and exploiting SQL injection flaws and taking over of database servers. It comes with a powerful detection engine, many niche features for the ultimate penetration tester and a broad range of switches lasting from database fingerprinting, over data fetching from the database, to accessing the underlying file system and executing commands on the operating system via out-of-band connections.

Iranian Whistleblower exploiting military ballots (Unverified)

The image is a screenshot of a web browser displaying the Federal Voting Assistance Program (FVAP) website. The browser's address bar shows the URL <https://www.fvap.gov>. The website header includes the FVAP logo, the text "FVAP.GOV FEDERAL VOTING ASSISTANCE PROGRAM", and a navigation menu with links for "Election Forms and Materials", "Voting Assistance Guide", "FAQs", "Links", and "Contact". A search bar is also present. The main content area features a large blue banner with the text "MILITARY AND OVERSEAS CITIZENS CAN VOTE NOW." and "If you haven't received your requested ballot, fill out the Federal Write-in Absentee Ballot (FWAB)". A prominent blue button with the text "Fill out the FWAB →" is centered on the banner. Below the button, there is a link: "If you haven't requested an absentee ballot yet, [click here.](#)". At the bottom of the banner, it says "21 Days until the November 03 General Election". The website footer contains the text "Looking for something specific? Select your state to:". On the left side of the browser window, there are social media icons for Facebook, Twitter, and LinkedIn. On the right side, there is a "Feedback" button.

Iranian Whistleblower exploiting military ballots (Unverified)

The screenshot shows the FVAP.gov website interface. At the top, there is a navigation bar with links for 'Election Forms and Materials', 'Voting Assistance Guide', 'FAQs', 'Links', and 'Contact'. The main header features the FVAP.gov logo and the text 'Voting assistance for Service members, their families and overseas citizens'. A search bar is located on the right side of the header.

The main content area is titled 'Absentee Ballot Classification*'. It includes a message: 'Alaska only has one voting jurisdiction, so we have pre-selected it for you.' Below this, there is a section for 'Select your voting classification.' with a 'I am a:' label and five radio button options:

- Member of the Uniformed Services or Merchant Marine on active duty
- Spouse or dependent of a member of the Uniformed Services or Merchant Marine on active duty
- U.S. citizen living outside the country, and I intend to return
- U.S. citizen living outside the country, and my intent to return is uncertain
- U.S. citizen living outside the country, and I have never lived in the United States

At the bottom of the form, there are 'Previous' and 'Next' buttons. The 'Next' button is highlighted with a mouse cursor.

The footer of the page contains five columns of links for different user types: Military Voter, Overseas Citizen Voter, Voting Assistance Officer, Election Official, and General Information. Each column lists various resources and guides.

Iranian Whistleblower exploiting military ballots (Unverified)

The screenshot shows the FVAP.gov website interface. At the top, the logo for FVAP.gov (Federal Voting Assistance Program) is displayed with the tagline "Voting assistance for Service members, their families and overseas citizens". A search bar is present with the text "Looking for something?". Below the logo is a navigation menu with options: Military Voter, Overseas Citizen Voter, Voting Assistance Officer, Election Official, and General Information. A "Start Over" button is also visible.

The main content area is titled "State of Voting Residence" and features a map of the United States. A yellow circle highlights the state of Wisconsin, and a label "Wisconsin" is placed over it. To the right of the map is a "Select Your State" dropdown menu currently set to "Alaska" and a "Next" button. Below the map are six small icons representing different states: Alaska, Hawaii, Puerto Rico, Guam, American Samoa, and the Northern Mariana Islands.

On the left side, there is a vertical sidebar menu with the following items: State, Jurisdiction, Classification, Additional Uses, My Information, Residence, Address, Additional Information, Choose Election, Candidates, Confirm Candidates, Review, and Print. Social media icons for Facebook, Twitter, and LinkedIn are also visible on the left.

At the bottom of the page, there are five columns of links categorized by user type: Military Voter, Overseas Citizen Voter, Voting Assistance Officer, Election Official, and General Information. Each column lists specific resources and guides.

Protected with trial version of Visual Watermark. Full version doesn't put this mark.

Iranian Whistleblower exploiting military ballots (Unverified)

The screenshot shows a Firefox browser window with a terminal window open. The terminal window displays the text "hacking the mailing voting registration database..." followed by a list of names and addresses. The names are highlighted in blue. The list includes:

7689956	XXX-XX-3876	ANCHORAGE	FEMALE	BAIRD KIERSTYN	BAIRD	KIERSTYN	NULL
NULL		05/11/1995	NULL		NULL	ALASKA DEMOCRATIC PARTY	
NULL				6511 CARLOS COURT ANCHORAGE			
20	7681110	XXX-XX-7149	EAGLE RIVER	FEMALE	YOUNG CHEYANNA MARTE	YOUNG	CHEYANNA
530-722-5477		02/08/2001	CHEYANNA	CHEYANNA	YOUNG112233@SM.ATL.COM	530-410-1844	ALASKA REPUBLICAN PARTY
12242 VISTA RIDGE LOOP EAGLE RIVER AK 99577-7047					12242 VISTA RIDGE LOOP EAGLE RIVER		

The terminal window also shows a status bar at the bottom with the text "Line 12, Column 2" and "INSERT en_US Soft Tab: 4 UTF-8 Normal".

Protected with trial version of Visual Watermark. Full version doesn't put this mark.

Iranian Whistleblower exploiting military ballots (Unverified)

The screenshot shows the FVAP.gov website in a Mozilla Firefox browser. The page title is "FVAP.gov - Mozilla Firefox". The address bar shows "https://www.fvap.gov/3/fvab/choose-election". The page features the FVAP.gov logo and navigation tabs for "Military Voter", "Overseas Citizen Voter", "Voting Assistance Officer", "Election Official", and "General Information". A search bar is present with the text "Looking for Something?". A yellow warning banner states: "You have entered Personally Identifiable Information (PII). If using a public computer, close the browser when finished and delete the PDF after printing." The main content area is titled "Choose Election" and shows a calendar for "November 3, 2020" with a checked box for "General Election" and a "Select" button. A sidebar on the left lists various steps: "State", "Jurisdiction", "Classification", "Additional Uses", "My Information", "Residence", "Address", "Additional Information", "Choose Election", "Candidates", "Confirm Candidates", "Review", and "Print". The "Choose Election" step is highlighted. A large "WATERMARK COOK" is overlaid on the page. The footer contains links for "Military Voter", "Overseas Citizen Voter", "Voting Assistance Officer", "Election Official", and "General Information".

Protected with trial version of Visual Watermark. Full version doesn't put this mark.

Iranian Whistleblower exploiting military ballots (Unverified)

FWAB.gov - Mozilla Firefox

https://www.fwab.gov/2/fwab/cond/candidates 02/03/2021

Complete the FWAB

State
Jurisdiction
Classification
Additional Uses
My Information
Residence
Address
Additional Information
Choose Election
Candidates
Confirm Candidates
Review
Print

Vote Candidates

Candidates List

U.S. President/Vice President

Candidate's Name	Political Party
<input type="radio"/> Joseph R. Biden, Jr. / Kamala D. Harris	Democratic Nominee
<input type="radio"/> Don Bardoletto / William Marx	Constitution Nominer
<input type="radio"/> Hecqun "Rocky" De La Hueris / Harry G. Richardson	Alliance Nominee
<input type="radio"/> James G. "Jesse" Ventura, James / Cynthia McKinney	Green Nominee
<input type="radio"/> Jo Jorgenson / Jeremy "Bobby" Cohen	Liberarian Nominee
<input type="radio"/> Brock Pierce / Kara Ballard	Patron Nominer
<input type="radio"/> Donald J. Trump / Michael R. Pence	Republican Nominer

Enter your own candidate:

Clear Selection

U.S. Senate

Candidate's Name	Political Party
<input type="radio"/> Al Gross	Democratic Nominee
<input type="radio"/> John Wayne Howe	AK Indep. Nominee
<input type="radio"/> Dan Sullivan	Republican Nominer

Feedback

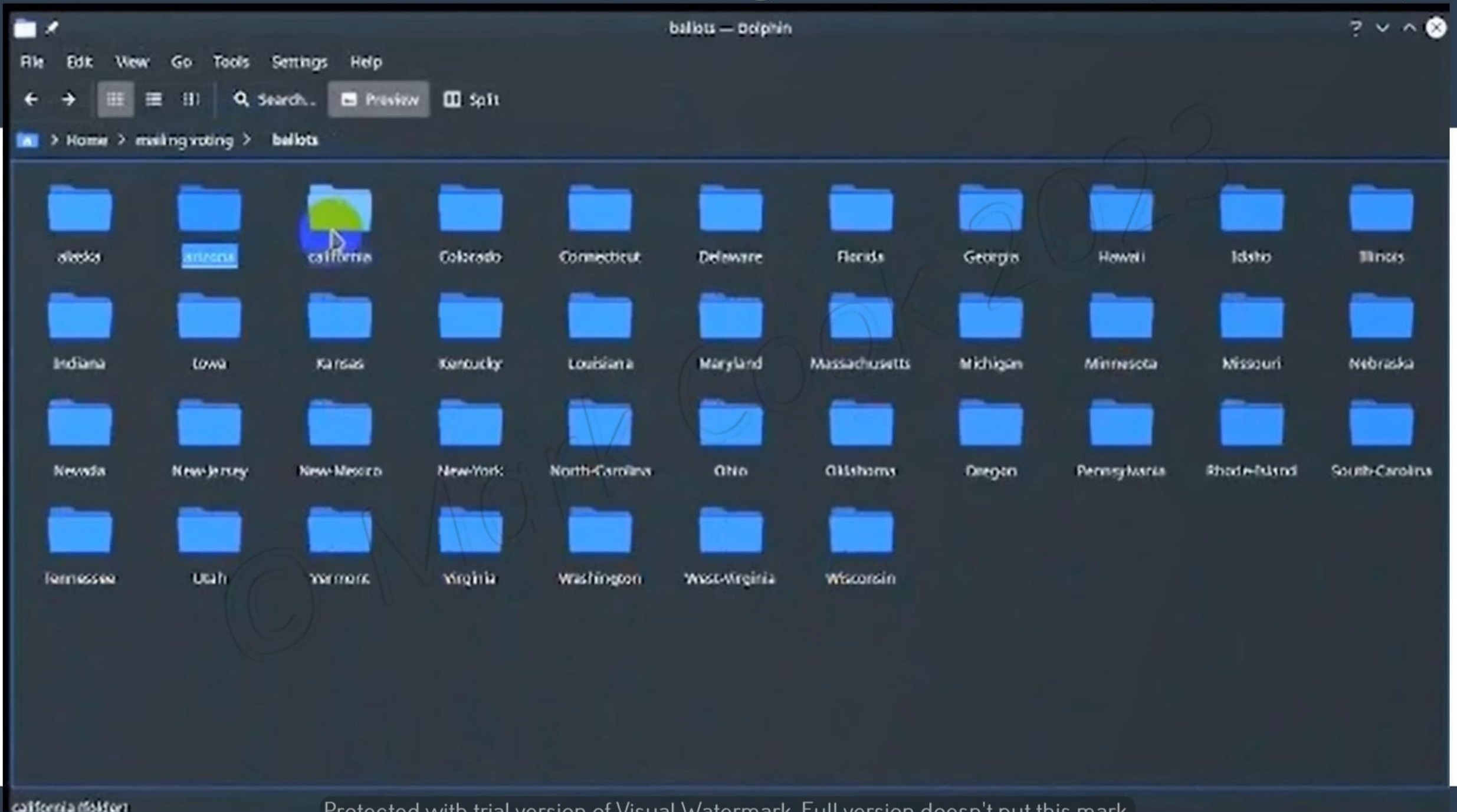
Protected with trial version of Visual Watermark. Full version doesn't put this mark.

Iranian Whistleblower exploiting military ballots (Unverified)



Protected with trial version of Visual Watermark. Full version doesn't put this mark.

Iranian Whistleblower exploiting military ballots (Unverified)



Collin County, TX – Voter list inconsistencies

The first issue is that months after an election, voters are removed from the State List. The example below comes from the State List of Voters for Collin County for the March 1, 2022 Primary Election. Notice that from May 29 to May 30 a couple from Plano was removed from the State list of voters. We checked with the County and they have confirmed that they in fact did vote. So what is happening in the State records for this couple to be removed months after the election?

The names have been blurred for privacy. But can be shared with legislators.

The figure displays two side-by-side screenshots of a voter list. The left screenshot is labeled with a red date '5/29' and the right with a red date '5/30'. Both lists show a column of names, with two names in each list redacted with yellow bars. A large watermark '©Mark COOK 2023' is overlaid across the center of the images.

Figure 1. Two people removed from the State Roster for March Primary – Removed sometime between 5/29 and 5/30

Collin County, TX – Voter list inconsistencies

Here is another example from Collin County where the State added four voters sometime between May 3, 2022 and June 10, 2022. Where did these names come from?

The names have been redacted for privacy. But can be shared with legislators.

35814	3/1/2022	[REDACTED]	248	3/1/2022	[REDACTED]	248
35815	3/1/2022	[REDACTED]	248	3/1/2022	[REDACTED]	248
35816	3/1/2022	[REDACTED]	248	3/1/2022	[REDACTED]	248
35817	3/1/2022	[REDACTED]	248	3/1/2022	[REDACTED]	248
35818	3/1/2022	[REDACTED]	248	3/1/2022	[REDACTED]	248
35819	3/1/2022	[REDACTED]	248	3/1/2022	[REDACTED]	248
35820	3/1/2022	[REDACTED]	248	3/1/2022	[REDACTED]	248
35821	Date			Date		
35822	3/1/2022	[REDACTED]	221	3/1/2022	[REDACTED]	231
35823	3/1/2022	[REDACTED]	229	3/1/2022	[REDACTED]	240
35824	3/1/2022	[REDACTED]	231	3/1/2022	[REDACTED]	221
35825	3/1/2022	[REDACTED]	240	3/1/2022	[REDACTED]	229
35826	[REDACTED]	[REDACTED]	[REDACTED]	3/1/2022	[REDACTED]	59
35827	[REDACTED]	[REDACTED]	[REDACTED]	3/1/2022	[REDACTED]	150
35828	[REDACTED]	[REDACTED]	[REDACTED]	3/1/2022	[REDACTED]	67
35829	[REDACTED]	[REDACTED]	[REDACTED]	3/1/2022	[REDACTED]	67
35830						
35831			left column was 03 May - 2 months after the primary			right side is June 10th
35832						
35833			this is a list of voters who voted.			
35834						
35835			The state has 2 instances of [REDACTED] and [REDACTED] in 2 different precincts - this is possible given name statistics.			
35836			especially since their VUID are different - but it's the 4 names added that is a problem.			
35837			But why were			
35838			these names:			
35839			[REDACTED]			
35840						
35841						added to the list of voters sometime between may and june?
35842						
35843						if they really voted why were they not there 10 days after the election
35844						if they did not vote why were they added?
35845						

Figure 2 comparing 5/3 to 6/10 for the March Primary – 2 duplicates but that might be OK, as it may be possible with suffixes, but there were also 4 names added over 2 months after the election.

Galveston County, TX – Voter list inconsistencies

And this issue does not just occur in Collin County.

Here is a chart from Galveston County. This chart was downloaded from the SOS website on July 2, 2022, and July 24, 2022 (four months after the primary). Notice that there are 2 votes removed from the Official Election Day Voting Information.

11	HIDALGO	an	404,404	4,974	15,219	4.00%	179	15,398	3.81%	Click Here	0	0	0	0	0	HIDALGO	an	404,404	4,974	15,219	4.00%	179	15,398
12	WILLIAMSON	Republican	399,779	20,783	46,517	12.00%	1,582	48,099	12.03%	Click Here	0	0	0	0	0	WILLIAMSON	Republican	399,779	20,783	46,517	12.00%	1,582	48,099
13	MONTGOMERY	Republican	391,078	29,793	61,251	15.67%	3,272	72,528	18.55%	Click Here	0	0	0	0	0	MONTGOMERY	Republican	391,078	29,793	61,251	15.67%	3,272	72,528
14	GALVESTON	Republican	229,469	10,886	29,830	13.00%	1,609	31,499	13.72%	Click Here	0	0	0	2	2	GALVESTON	Republican	229,469	10,886	29,830	13.00%	1,671	31,501
15	BRAZORIA	Republican	228,253	10,374	29,584	13.00%	1,479	31,063	13.61%	Click Here	0	0	0	0	0	BRAZORIA	Republican	228,253	10,374	29,584	13.00%	1,479	31,063
16	CAMFRON	Republican	222,642	4,079	10,377	5.00%	280	10,637	4.78%	Click Here	0	0	0	0	0	CAMFRON	Republican	222,642	4,079	10,377	5.00%	280	10,637
17	BELL	Republican	218,892	11,131	20,122	9.00%	1,351	21,473	9.81%	Click Here	0	0	0	0	0	BELL	Republican	218,892	11,131	20,122	9.00%	1,351	21,473

Figure 3 – This is 4 months after the election. 2 votes were removed from the OFFICIAL Election Day Voting Information.

The election numbers should be a fixed set of names and VUIDs **at the time of certification**. Why are numbers and names changing months after the election? And who is doing this? Is there something in the system that makes these changes?

These data changes do not appear to be happening at the county level. So what is happening at the State level? The SOS website has a disclaimer that says that they do not alter or modify data provided by the county.

Disclaimer: All information displayed is provided by county election officials. The Office of the Secretary of State does not alter or modify the data provided in any way. For questions related to this information, please contact the appropriate [county election official](#)

According to the above disclaimer, the State doesn't alter any information; therefore, there should NOT be changes at the State level that are not happening at the County level.

Galveston County, TX – Voter list inconsistencies

This series of screen shots shows unusual modifications of the state database with the timestamp going backwards.

DEMOCRATS on 4/22 at 6:13 PM

2022 MARCH 1ST DEMOCRATIC PRIMARY (March)

Disclaimer: All information displayed is provided by county election officials. The Office of the Secretary of State does not alter or modify the data provided in any way. For questions related to this information, please contact the appropriate [county election official](#).

Past Early Voting Totals

Official Early Voting Turnout by Date

Last Updated: 04-22-2022 02:40:01 PM

-- Select Early Voting Date --

Official Polling Place Information by County

Last Updated: 04-09-2022 03:36:56 PM

-- Select County --

Official Election Day Turnout by County

Last Updated: 04-22-2022 02:08:32 PM

-- Select Date --

Previous Submit

DEMOCRATS on 4/22 at 8:57PM

3hrs

2022 MARCH 1ST DEMOCRATIC PRIMARY (March)

Disclaimer: All information displayed is provided by county election officials. The Office of the Secretary of State does not alter or modify the data provided in any way. For questions related to this information, please contact the appropriate [county election official](#).

Past Early Voting Totals

Official Early Voting Turnout by Date

Last Updated: 04-22-2022 07:05:00 PM

February 25, 2022

Official Polling Place Information by County

Last Updated: 04-09-2022 03:36:56 PM

-- Select County --

Official Election Day Turnout by County

Last Updated: 04-20-2022 10:03:27 AM

-- Select Date --

Previous Submit

Figure 4. Comparing the selection menu on 4/22 at approx. 6PM and 9PM – Date stamp is artificially being adjusted.

Brazos County, TX – Unusual increase in registered voters



Brazos County grows to more than 120,000 registered voters, deadline for voter registration Monday

The deadline is coming up fast to vote for the November Election

By Clay Falls

Published: Oct. 2, 2020 at 7:01 PM CDT



BRYAN, Texas (KBTX) - If you want to vote in the November election and haven't registered yet you're running out of time.

The deadline is Monday, October 5.

Brazos County now has a new record of more than 120,000 registered voters. Elections Administrator Trudy Hancock said Friday they've seen thousands of new voters added in recent weeks. The deadline to register is Monday and you'll need to know your driver's license number or the last four digits of your social security number. You don't have to present an ID to register.

"Every year we see people show up to the polls wanting to cast a ballot and they can't because they haven't registered and that's why it's very important to register before Monday," said David Hilburn, Chair of the Republican Party of Brazos County. He said their office is getting lots of calls.

"It's been a big uptick of people registering and whether that's just because of the presidential year or whether it's because of this specific election I don't know. You know as our population grows, it's natural to get people to move in. The numbers are going to go up," Hilburn added.

Election Ecosystem: Control

FREEDOM



	Precinct	County	State	Corporations		
Voter Reg		PAST	CURRENT	CURRENT		
Voter Validation	PAST		CURRENT	CURRENT		
Tabulation	PAST					
Reporting		PAST				
Transparency	HIGH					

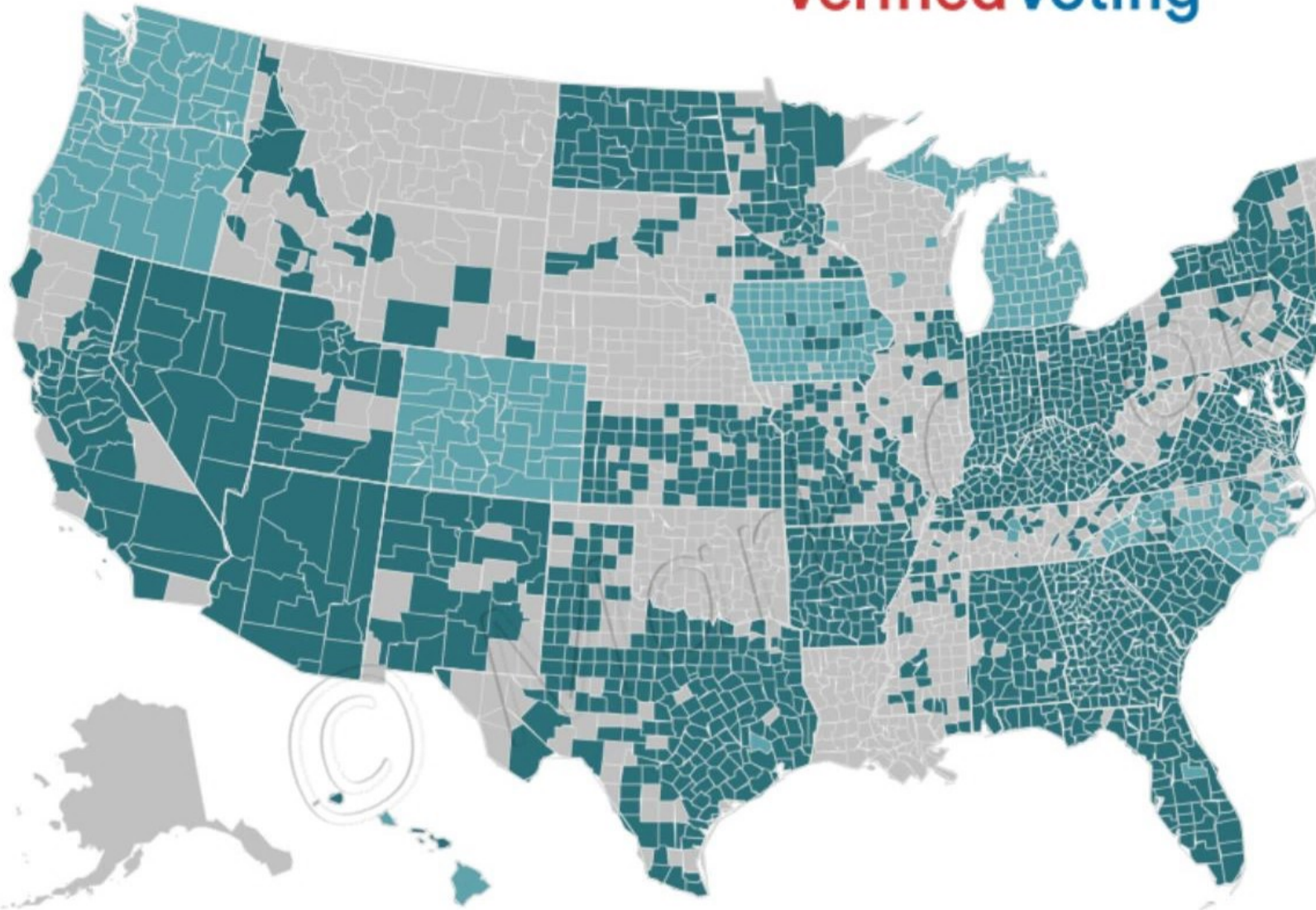
Choose A State

Jump to state or jurisdiction

Verified Voting



US Territories Excluded in All Calculations



<input type="checkbox"/> Poll Books	?
<input type="checkbox"/> Paper Poll Books	18.0%
<input type="checkbox"/> In-House Electronic Poll Books	12.8%
<input type="checkbox"/> Commercial Electronic Poll Books	69.3%

US Territories

EXCEL | CSV | JSON

AS

GU

MP

PR

VI

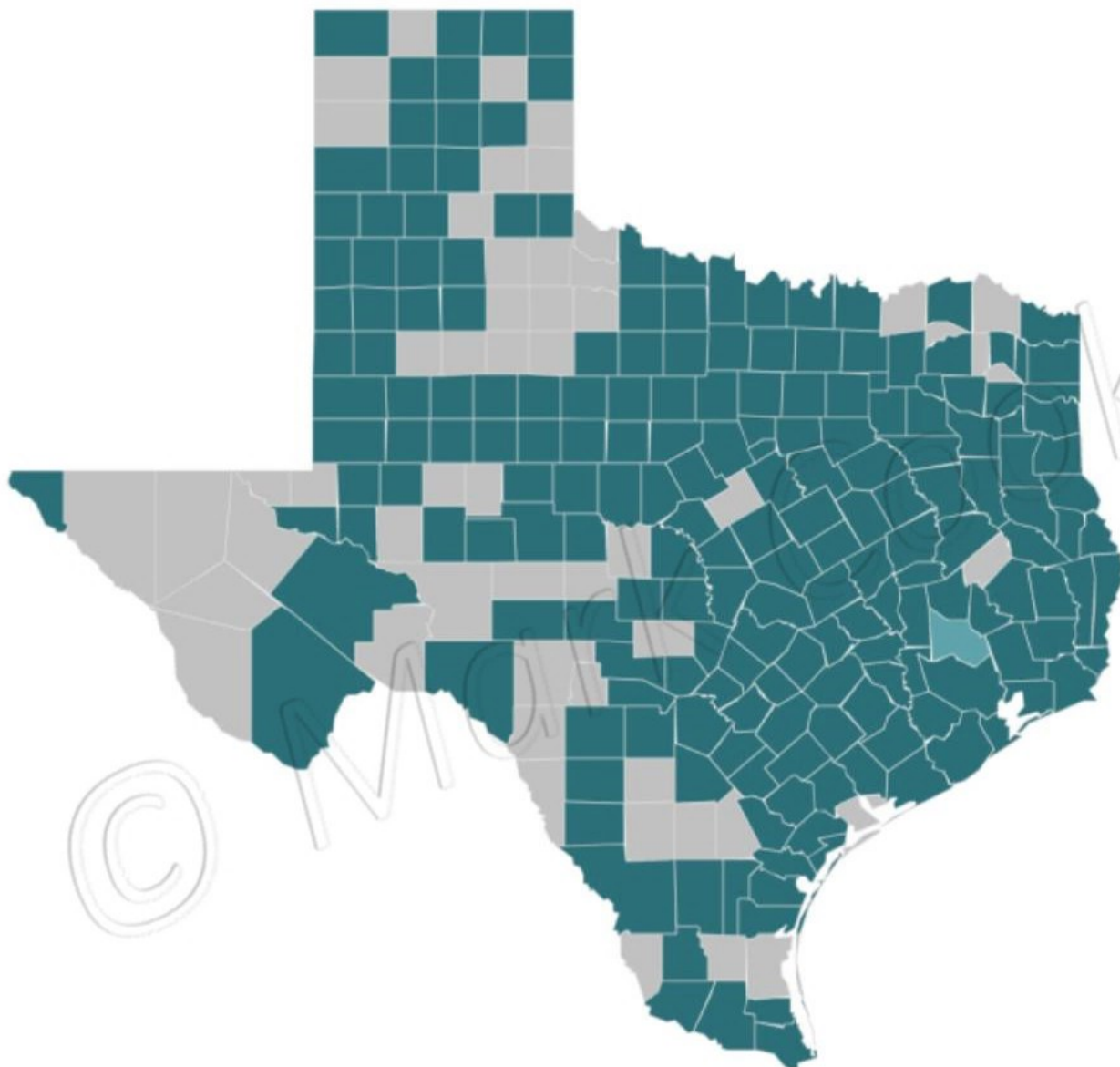
The Verifier — Poll Books in Texas — November 2022

National Map

Texas

Choose A County

Jump to state or jurisdiction



Texas

REGISTERED VOTERS
(11/2022)

17,672,143

PRECINCTS
(11/2022)

9,949

Secretary of State

▶ John Scott

Director of Elections

▶ Keith Ingram

Poll Books

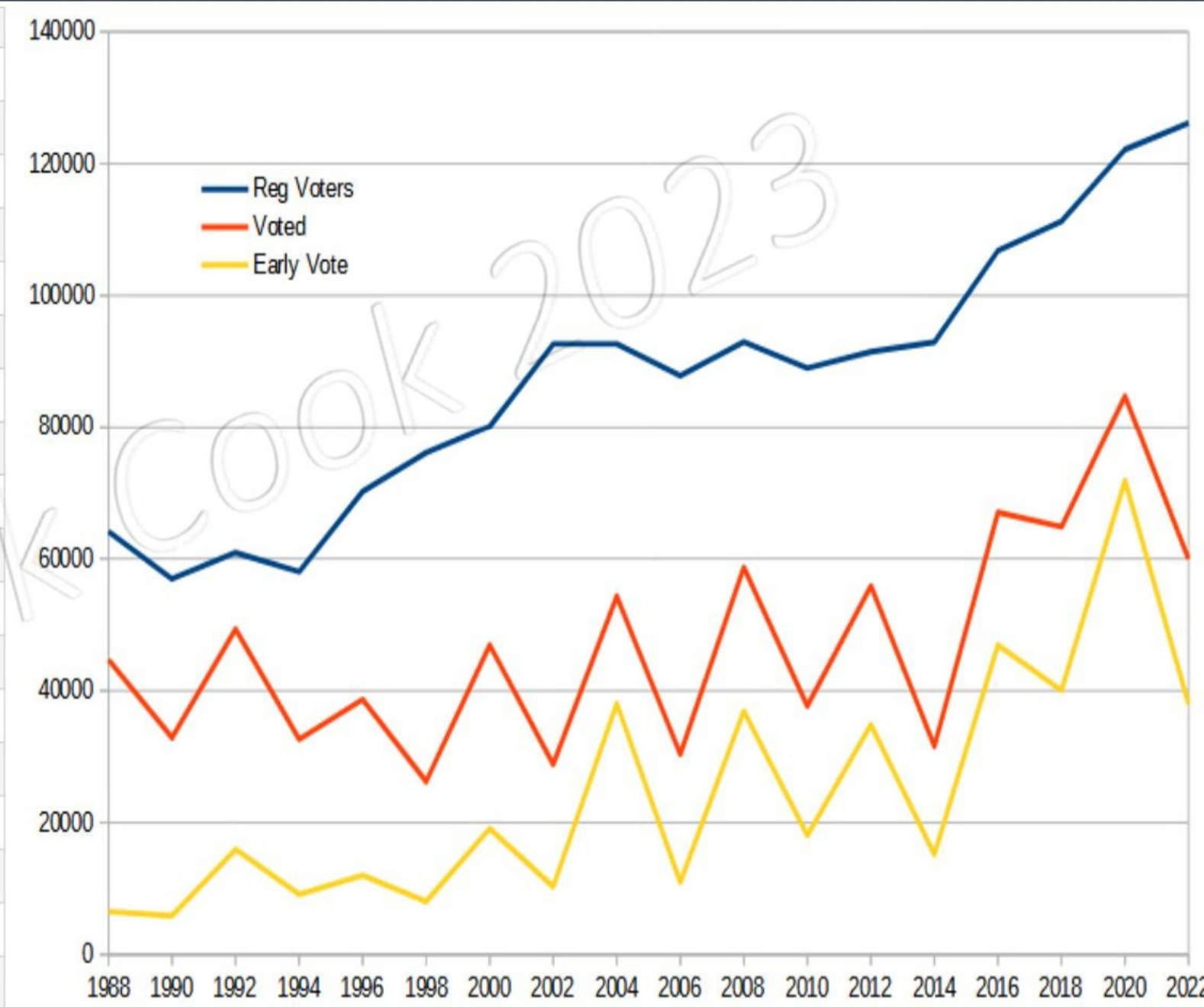
Paper Poll Books	1.4%
In-House Electronic Poll Books	2.3%
Commercial Electronic Poll Books	96.2%

EXCEL | CSV | JSON

Protected with trial version of Visual Watermark. Full version doesn't put this mark.

Brazos County, TX – Unusual Patterns

YEAR	Reg Voters	Voted	Voted %	Early Vote	EV %
1988	64,143	44,690	69.67%	6,536	14.63%
1990	56,949	32,886	57.75%	5,888	17.90%
1992	60,915	49,334	80.99%	15,931	32.29%
1994	58,036	32,641	56.24%	9,118	27.93%
1996	70,204	38,644	55.05%	12,003	31.06%
1998	76,095	26,237	34.48%	8,042	30.65%
2000	80,133	46,941	58.58%	19,097	40.68%
2002	92,659	28,828	31.11%	10,304	35.74%
2004	92,666	54,309	58.61%	38,063	70.09%
2006	87,838	30,388	34.60%	10,974	36.11%
2008	92,984	58,673	63.10%	36,906	39.69%
2010	88,998	37,695	42.35%	18,076	20.31%
2012	91,496	55,866	61.06%	34,844	38.08%
2014	92,928	31,588	33.99%	15,162	16.32%
2016	106,804	67,029	62.76%	46,926	43.94%
2018	111,236	64,836	58%	40,070	36%
2020	122,137	84,753	69.39%	71,847	58.82%
2022	126,123	59,954	47.54%	37,962	30.10%



Brazos County, TX – Election ‘mistakes’



The issue is now being investigated by the Secretary of State's office. (KBTX)

By [Caleb Britt](#)

Published: Oct. 31, 2022 at 1:43 PM CDT



BRYAN, Texas (KBTX) - The Brazos County Elections Office has mailed 76 new mail-in ballots to voters who received ballots reflecting their old precincts. A total of 80 Brazos County residents received ballots reflecting their precincts before redistricting last, but four have now voted in person. The issue was brought to light Friday, Oct. 28, after a voter contacted the elections office saying they received the wrong ballot.

The issue is now being investigated by the Secretary of State's office since the database used to send out mail-in ballots is generated through it. Hancock said her team has gone through all 3,001 ballot by mail applications that have been approved, and no others besides the original 80 are inaccurate.

The 76 voters who haven't voted in person should receive new ballots in the next couple of days, according to Hancock.

"If you choose to vote in person instead of that ballot by mail, please take that ballot with you to the polling place," Hancock said. "You have to surrender that paper ballot at the voting facility to be able to vote in person."

For those who don't have their new ballots but want to vote in person now, you'll have to vote with a provisional ballot, according to Hancock. That ballot will not be counted immediately but will go to the early voting ballot board who'll look at it to ensure the mail-in ballot has not been returned. If that's the case, the provisional ballot will be accepted and counted.

For those expecting mail-in ballots, you can track it [here](#).

Brazos County, TX – Election ‘mistakes’



82°

Bryan, TX

The issue is now being investigated by the Secretary of State's office. (KBTX)

By [Caleb Britt](#)

Published: Oct. 31, 2022 at 1:43 PM CDT



BRYAN, Texas (KBTX) - The Brazos County Elections Office has mailed 76 new mail-in ballots to voters who received ballots reflecting their old precincts. A total of 80 Brazos County residents received ballots reflecting their precincts before redistricting last, but four have now voted in person. The issue was brought to light Friday, Oct. 28, after a voter contacted the elections office saying they received the wrong ballot.

The issue is now being investigated by the Secretary of State's office since the database used to send out mail-in ballots is generated through it. Hancock said her team has gone through all 3,001 ballot by mail applications that have been approved, and no others besides the original 80 are inaccurate.

The 76 voters who haven't voted in person should receive new ballots in the next couple of days, according to Hancock.

"If you choose to vote in person instead of that ballot by mail, please take that ballot with you to the polling place," Hancock said. "You have to surrender that paper ballot at the voting facility to be able to vote in person."

For those who don't have their new ballots but want to vote in person now, you'll have to vote with a provisional ballot, according to Hancock. That ballot will not be counted immediately but will go to the early voting ballot board who'll look at it to ensure the mail-in ballot has not been returned. If that's the case, the provisional ballot will be accepted and counted.

For those expecting mail-in ballots, you can track it [here](#).



Texas Ballot Mail Tracker



Ballot by Mail Tracker

To track the status of your ballot by mail application or ballot, please enter your voter information below. Fields marked with an * are statutorily required.

Voter Information

First Name*	Last Name*
Suffix	Date of Birth (mm/dd/yyyy)
Last 4 digits of SSN*	Driver's License # / DPS ...

Residential Address

County*	Address Number*
Pre Direction	Street Name*
Post Direction	Street Type
Street Line 2	
City*	Zip Code*

If you are having issues accessing this tracker, please visit [Am I Registered](#) to view the information as listed in your voter registration record or contact your [county voter registrar](#).

Texas Ballot Mail Tracker



Ballot by Mail Tracker

To track the status of your ballot by mail application or ballot, please enter your voter information below. Fields marked with an * are statutorily required.

Voter Information		Residential Address	
First Name*	Last Name*	County*	Address Number*
Suffix	Date of Birth (mm/dd/yyyy)	Pre Direction	Street Name*
Last 4 digits of SSN*	Driver's License # / DPS ...	Post Direction	Street Type
		Street Line 2	
		City*	Zip Code*

If you are having issues accessing this tracker, please visit [Am I Registered](#) to view the information as listed in your voter registration record or contact your [county voter registrar](#).

WELCOME TO CIVIX

Technology and Expertise to Transform the Public Sector

We provide software and services to help public sector organizations deliver on their missions.

[Discover Our Solutions](#) →

Grants Management

Lease Management

Right of Way Mgmt.

Transit Operations

Airport Management

Business Services

Community Planning

Elections Management ▶

Environmental Data Mgmt.

Ethics Administration

ELECTION ADMINISTRATION

Software that enables safe, secure, accessible, and transparent elections.

[Explore Our Platform](#)



VOTE

Election Ecosystem: Control

FREEDOM

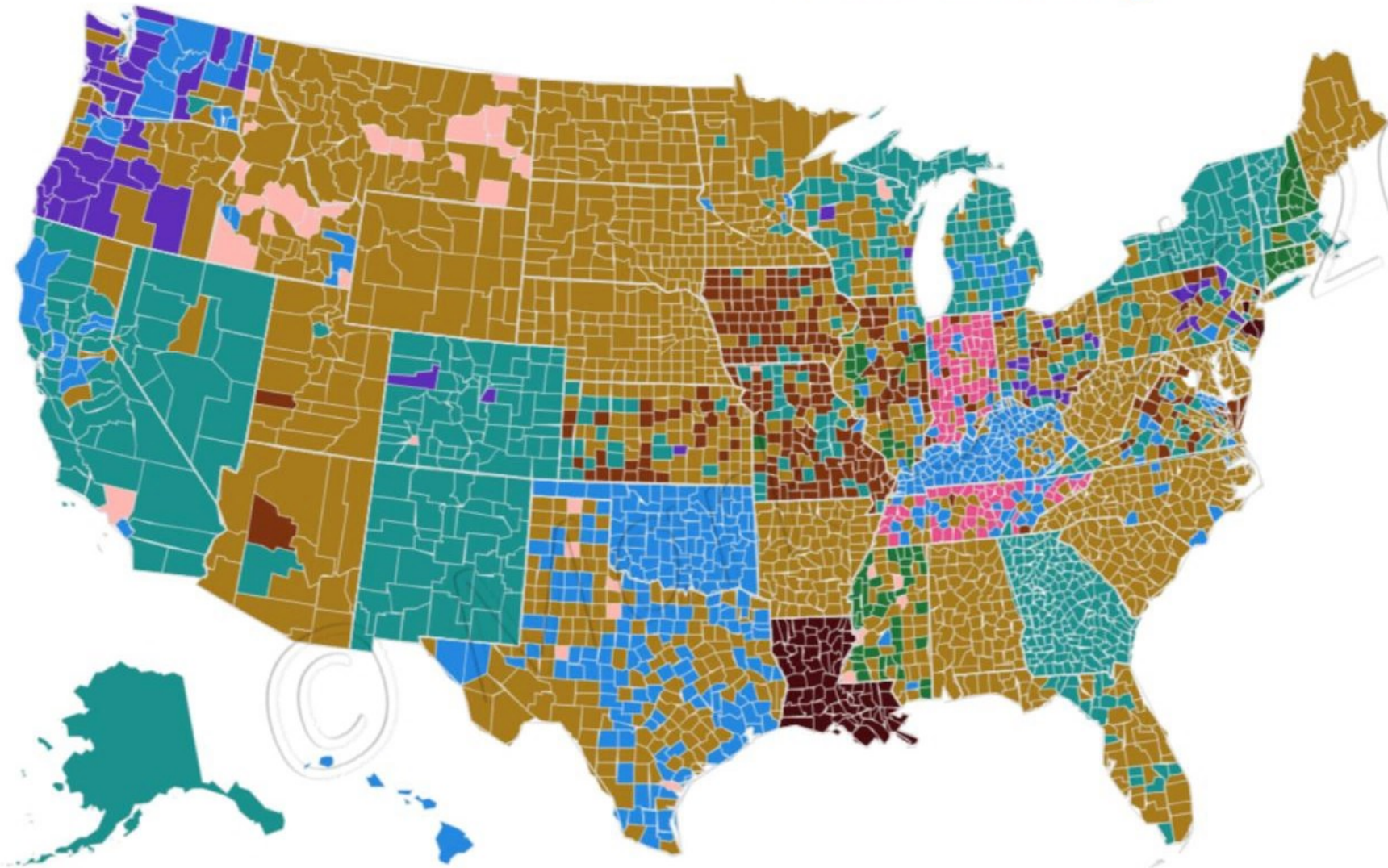


	Precinct	County	State	Corporations		
Voter Reg		PAST	CURRENT	CURRENT		
Voter Validation	PAST		CURRENT	CURRENT		
Tabulation	PAST		CURRENT	CURRENT		
Reporting		PAST				
Transparency	HIGH					

Choose A State

Jump to state or jurisdiction

Verified Voting



US Territories
Excluded in All
Calculations



Make	Percentage
Election Systems & Software	43.8%
Dominion Voting Systems	26.3%
Hart InterCivic	12.9%
Unisyn Voting Solutions	3.5%
Clear Ballot	3.4%
Premier Election Solutions (Diebold)	2.5%
Sequoia Voting Systems	2.5%
MicroVote	1.7%
Hand Counted Paper Ballots	0.2%

EXCEL | CSV | JSON

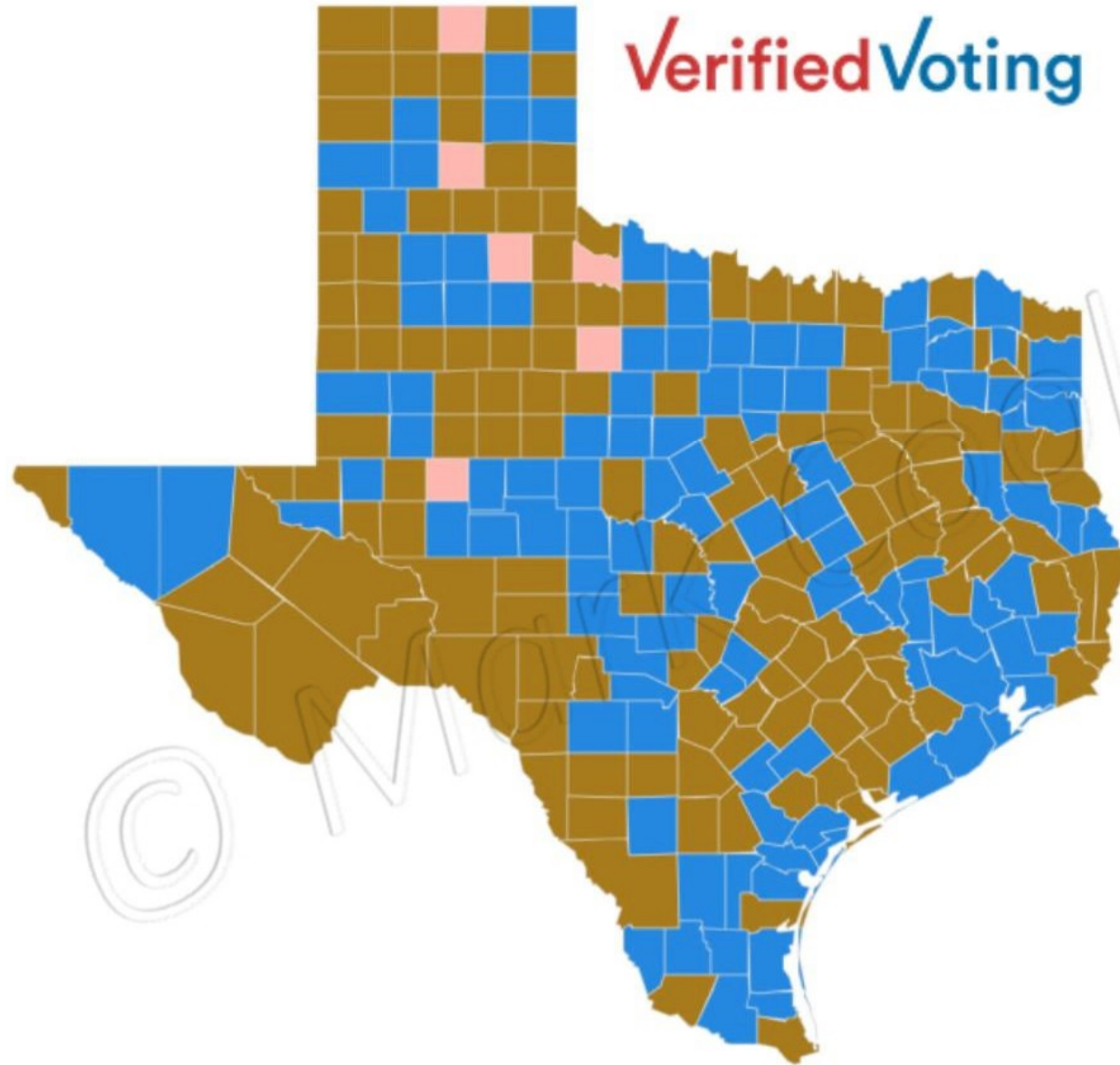
AS GU MP PR VI

National Map

Texas

Choose A County

Jump to state or jurisdiction



Texas

REGISTERED VOTERS
(11/2022)

17,672,143

PRECINCTS
(11/2022)

9,949

Secretary of State

Jane Nelson

Director of Elections

Keith Ingram

Make

ES&S	50.1%
Hart InterCivic	49.9%
Hand Counted Paper Ballots	0.1%



NBC News asked the two other major manufacturers how many of their tabulators with modems were currently in use. Hart said that it has approximately 1,600 such tabulators in use in 11 counties in Michigan. Dominion did not respond to numerous requests from NBC News for their sales numbers.

'Vulnerable to hacking'

With the 2020 presidential election only ten months away, Appel and Skoglund believe all modems can and should be removed from election systems.

“Modems in voting machines are a bad idea,” said Appel. “Those modems that ES&S [and other manufacturers] are putting in their voting machines are network connections, and that leaves them vulnerable to hacking by anybody who can connect to that network.”

POLITICS

Modems removed from voting machines in five N.C. counties



DAVID N. BASS

DECEMBER 15, 2021



The Key Objectives for this report were answered by this examination:

1. To determine whether D-Suite-implemented security requirements comply with the 2002 Voting System Standards (VSS)
 - a. Uncertified software was used on the system rendering the certification of the entire system and all elections conducted with it, Invalid.
 - b. Security protections required by law were almost completely absent
 - i. Other than a userID and an easily guessed or bypassed password, no authentication was required
 - ii. The firewall rule for access to the election database, ballots and results was unrestricted to any IP address in the world
 - iii. Together with the firewall rule, Microsoft SQL Server Management Studio (SSMS) enabled complete access to the entire election databases – not just to the 2020 election but to the elections of June 2019 through May 25, 2021.
 - iv. A self-signed encryption certificate was used introducing the potential for a man-in-the-middle attack
 - v. Thirty-five wireless devices (802.11, Wi-Fi) were installed inside election equipment and an additional wireless device was identified in a connected printer
 - vi. Any or all of these wireless devices could have connected to the Internet via the building wireless facilities
 - vii. "Purging" (deletion) of critical Audit Log data, as specified by DVS and directed by the Secretary of State⁷⁵, destroyed all records of connection to the Internet or elsewhere, all record of user activity, including programs run by these users, errors, and any record of the addition or deletion of votes and the alteration of election results.
 - c. **EACH of the compliance failures identified in 1.a. and 1.b. above are clear violations of the law.**




Dell OptiPlex 9030 Motherboard

Used by
Dominion Voting Systems
AT LEAST
in Mesa County, Colorado

Do YOU see the wireless card?





Protected with trial version of Visual Watermark. Full version doesn't put this mark.

“We pay to have our system penetration tested, hacked, basically, to find out are there weaknesses and what can we do to, to fix those weaknesses, right, to make it less hackable.”



Pete Lichtenheld

Senior Vice President of Customer Success at Hart InterCivic

“And I'll fully admit and anyone who says something's not hackable is a fool, so anything can be hacked, right? but it takes access to the thing, knowledge, and mostly time.”



Joint Election
Montgomery County, Texas
November 8, 2022

81289v2

To cast your ballot, you must take this record to the separate scanning station and scan it.

U.S. Representative, District 2
Governor
Lieutenant Governor
Attorney General
Comptroller of Public Accounts
Commissioner of General Land Office
Commissioner of Agriculture
Railroad Commissioner
Justice, Supreme Court, Place 3
Justice, Supreme Court, Place 5
Justice, Supreme Court, Place 9
Judge, Criminal Appeals Court Pl. 5
Judge, Criminal Appeals Court Pl. 6
State Board of Education District 6
State Senator, District 4
State Representative, District 15
Justice, Appeals Court Dist. 9 Pl 2
Justice of The Peace, Precinct 3

CHOICE

ORDER

NO SELECTION
NO SELECTION
NO SELECTION
NO SELECTION
NO SELECTION
NO SELECTION
NO SELECTION
NO SELECTION
NO SELECTION
NO SELECTION
NO SELECTION
NO SELECTION
NO SELECTION
NO SELECTION
NO SELECTION
NO SELECTION

KRISTIN JOHNSON 2 DEM
BOB MABRY 2 DEM
APRIL PRIM 2 DEM
** END OF PAGE **

ACCURATE. RELIABLE. TRANSPARENT.



**DOMINION
SECURE**

Dominion Voting Systems is committed to ensuring the security of elections.

We utilize both voluntary and compulsory testing on every one of our systems as part of company and federal/state certification processes. Our Democracy Suite products have been tested and certified by the U.S. Election Assistance Commission (EAC) in accordance with federal Voluntary Voting Systems (VVSG).

PRODUCT SECURITY HIGHLIGHTS



VMSG testing & EAC certification process



Comprehensive, non-alterable audit logs



Secure software development in accordance with federal guidelines for voting systems (VMSG)



Encryption protections



Multi-factor authentication features



Physical security seals and locks



Software independence - producing an auditable, paper record

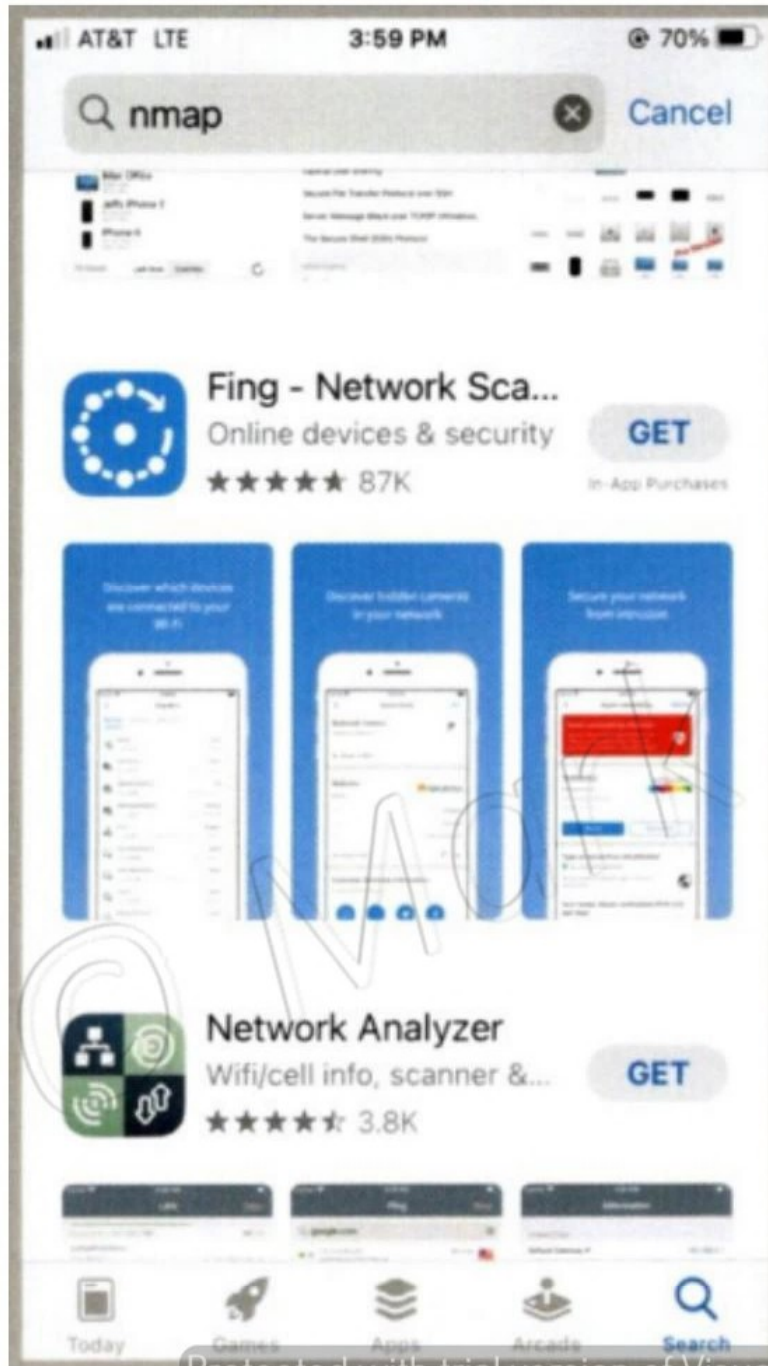


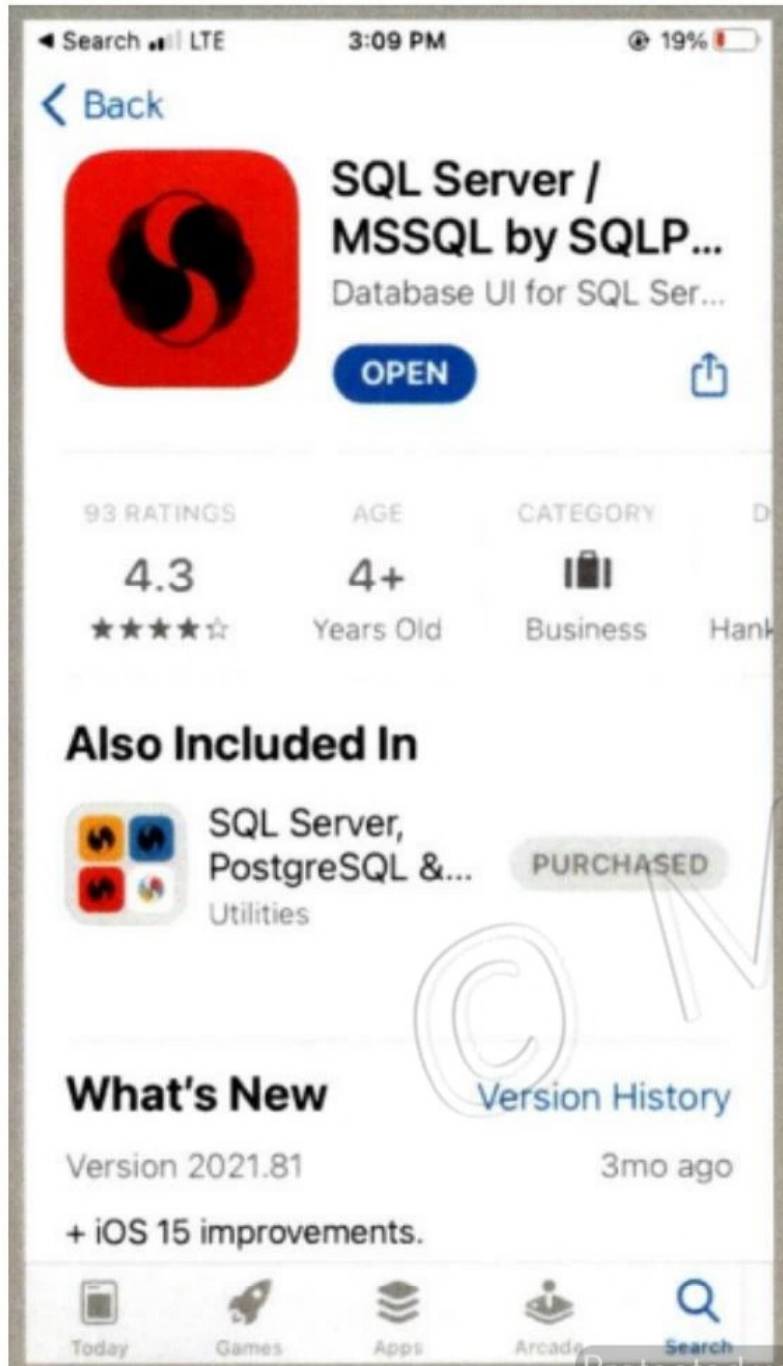
Full auditing capabilities

OUR SECURITY PROGRAM

Protected with trial version of Visual Watermark. Full version doesn't put this mark.








A screenshot of the SQLPro MSSQL app showing a table of election results. The table is titled "dbo._ChoiceVotes" and has columns for "choiceName" and "votes". The data is as follows:

	choiceName	votes
23	Donald J. Trump / Michael R. Pence	56894
24	Gloria La Riva / Sunil Freeman	15
25	Howie Hawkins / Angela Nicole W...	188
26	Jane A. Quimby	5
27	Jane A. Quimby	5
28	Janet Rowland	55889
29	Janice Rich	30773
30	Jo Jorgensen / Jeremy "Spike" C...	1306
31	Joe McHugh / Elizabeth Storm	16
32	John Ryan Keil	2441
33	John W. Hickenlooper	29478
34	Jordan "Cancer" Scott / Jennifer...	7
35	Joseph Kishore / Norissa Santa C...	1
36	Joseph R. Biden / Kamala D. Harris	31536



FREEMAN, CRAFT, MCGREGOR GROUP

Red Team Testing Report
Dominion Democracy Suite
4.14-A and
Dominion Democracy Suite
4.14.A.1 w/ Adjudication
2.4

Author:
Jacob Stauffer, CISSP
Freeman, Craft, McGregor Group

Contributors:
Louis Losee
Steve Weingart, CISA
atsec information security

November 18, 2014

Conclusions

While the 4.14.A.1 build of the Democracy Voting System proved to mitigate four previously enumerated vulnerabilities, multiple medium and high vulnerabilities still exist within the suite of systems. A remote user could leverage most of the vulnerabilities across the network to obtain information about the system, voter ballots and results, or gain remote access to the system.

If remote access is gained, recovery of user credentials through system memory (RAM) analysis could be executed and used to modify the backend database of the EMS Server.

November 18, 2014

DEMOCRACY SUITE 4.14-A.1
MODIFICATION

DEMOCRACY SUITE 5.0

DEMOCRACY SUITE 5.5-A
(MODIFICATION)

DEMOCRACY SUITE 5.17

Manufacturer

Dominion Voting Systems Corp

Manufacturer

Dominion Voting Systems Corp

Manufacturer

Dominion Voting Systems Corp

Manufacturer

Dominion Voting Systems Corp

Testing standard

VVSG 1.0 (2005)

Testing standard

VVSG 1.0 (2005)

Testing standard

VVSG 1.0 (2005)

Testing standard

VVSG 1.0 (2005)

Testing Lab

NTS Huntsville (formally Wyle Laboratories)

Testing Lab

Pro V&V

Testing Lab

SLI Compliance, a Division of Gaming Laboratories International,

Testing Lab

Pro V&V

Certification Date

06/16/14

Certification Date

02/08/17

Certification Date

01/19/19

Certification Date

03/16/23

ABOUT US

Integrity and impartiality are our underlying objectives in providing the first-rate customer service you deserve.

SLI Compliance[®] is an independent division under parent organization GLI[®] LLC.

As an accredited lab under the National Voluntary Accreditation Program (NVLAP) of the National Institute of Standards and Technology (NIST) (NVLAP Lab Code 200733-0: TESTING), SLI Compliance offers high-quality compliance testing and certification services to some of the most regulated industries. As an Office of the National Coordinator Authorized Test Lab (ONC-ATL) and Authorized Certification Body (ONC-ACB), SLI Compliance is authorized to perform Health IT testing and certification for the ONC's Health IT Certification Program. In addition to the Health IT industry, SLI Compliance is accredited by the U.S. Election Assistance Commission as a Voting System Test Lab (VSTL) qualified to test voting systems to Federal standards. SLI Compliance provides a full range of Voting System Testing Services and Election Support Services to international, state and local governing bodies.

SERVICES

Revolutionizing Global Gaming Certification



© Mark Cook 2023



Testing

One of our most popular requests is for pre-compliance testing services. These services involve working collaboratively



Certification

GLI provides independent testing and inspection of electronic gaming products.

Eric Coomer – Director of Strategy and Security



Protected with trial version of Visual Watermark. Full version doesn't put this mark.

Eric Coomer – Director of Strategy and Security



Protected with trial version of Visual Watermark. Full version doesn't put this mark.

VERITY VOTING 2.7

CLEARVOTE 2.3

OPENELECT V.1.3.0.2 MODIFICATION

EVS 6.3.0.0

Manufacturer

Hart InterCivic, Inc.

Manufacturer

Clear Ballot Group, Inc.

Manufacturer

Unisyn Voting Solutions (a division of International Lottery and Totalizator, Inc)

Manufacturer

Election Systems & Software, Inc (ES&S)

Testing standard

VVSG 1.0 (2005)

Testing standard

VVSG 1.0 (2005)

Testing standard

VVSG 1.0 (2005)

Testing standard

VVSG 1.0 (2005)

Testing Lab

SLI Compliance, a Division of Gaming Laboratories International, LLC

Testing Lab

Pro V&V

Testing Lab

Pro V&V

Testing Lab

Pro V&V

Certification Date

06/07/22

Certification Date

10/31/22

Certification Date

03/28/17

Certification Date

11/11/22

Election Ecosystem: Control

FREEDOM



	Precinct	County	State	Corporations		
Voter Reg		PAST	CURRENT	CURRENT		
Voter Validation	PAST		CURRENT	CURRENT		
Tabulation	PAST		CURRENT	CURRENT		
Reporting		PAST				
Transparency	HIGH					

Election Ecosystem: Control

FREEDOM

	Precinct	County	State	Corporations		
Voter Reg		PAST	CURRENT	CURRENT		
Voter Validation	PAST		CURRENT	CURRENT		
Tabulation	PAST		CURRENT	CURRENT		
Reporting		PAST	CURRENT	CURRENT		
Transparency	HIGH					

EVERY VOTE MATTERS. EVERY VOTE COUNTS.

2020 Statewide General Election

Election Night Reporting

SOUTH CAROLINA ELECTION COMMISSION

RESULTS

SELECT COUNTY

MY FAVORITE RACES (0)

TURNOUT

Official Results

HOME > RESULTS

Last updated 6/30/2021 8:42:40 AM EDT

Filter PRINT FULL SCREEN SHARE

RESULTS

★ President and Vice President (Vote For 1)		View Contest Detail	
Counties Reporting: 100 %		Percentage	Votes
GRN	GRN Howie Hawkins Angela Walker	0.27%	6,907
REP	REP Donald J Trump Michael R Pence	55.11%	1,385,103
ALN	ALN Roque Rocky De La Fuente Darcy G Richardson	0.07%	1,862
LIB	LIB Jo Jorgensen Jeremy Spike Cohen	1.11%	27,916
DEM	DEM Joseph R Biden Kamala D Harris	43.43%	1,091,541
			2,513,329

Counties Reporting

Completely Reported Not Reporting Partially Reported



COUNTIES REPORTING 46/46
PRECINCTS REPORTING 2262/2262

EVERY VOTE MATTERS. EVERY VOTE COUNTS.

2020 Statewide General Election

Election Night Reporting

SOUTH CAROLINA
ELECTION COMMISSION

RESULTS

SELECT COUNTY

MY FAVORITE RACES (0)

TURNOUT

Official Results

HOME > RESULTS

Last updated 6/30/2021 8:42:40 AM EDT

RESULTS

★ President and Vice President (Vote For 1)

Counties Reporting: 100 %

GRN	GRN Howie Hawkins Angela Walker
REP	REP Donald J Trump Michael R Pence
ALN	ALN Roque Rocky De La Fuente Darcy G Richardson
LIB	LIB Jo Jorgensen Jeremy Spike Cohen
DEM	DEM Joseph R Biden Kamala D Harris

- ← Back (Alt+Left arrow)
- Forward (Alt+Right arrow)
- 🔄 Refresh (Ctrl+R)
- 💾 Save as (Ctrl+S)
- 🖨️ Print (Ctrl+P)
- 📱 Cast media to device
- 📧 Send to your devices >
- 📄 Create QR Code for this page
- 🗣️ Read aloud (Ctrl+Shift+U)
- 🌐 Translate to English
- 📁 Add page to Collections >
- 🔗 Share
- 🌐 Web select (Ctrl+Shift+X)
- 📄 Web capture (Ctrl+Shift+S)
- 👁️ View page source (Ctrl+U)**
- 🔍 Inspect

Filter PRINT FULL SCREEN SHARE

	Percentage	Votes	View Contest Detail
	0.27%	6,907	
	55.11%	1,385,103	
	0.07%	1,862	
	1.11%	27,916	
	43.43%	1,091,541	
		2,513,329	

Counties Reporting

Completely Reported Not Reporting Partially Reported



COUNTIES REPORTING 46/46

PRECINCTS REPORTING 2262/2262

view-source:https://www.enr-scvotes.org/SC/106502/Web02-state.264691/#/?undefined

Line wrap

```
1 <!DOCTYPE html><html lang="en" ng-app="enr.web02" ngsf-fullscreen><head><meta charset="utf-8"><meta http-equiv="X-UA-Compatible" content="IE=edge"><meta name="viewport"
2 <meta name="smartbanner:title" content="Election Night Results">
3 <meta name="smartbanner:author" content="Scytl US">
4 <meta name="smartbanner:price" content="FREE">
5 <meta name="smartbanner:price-suffix-apple" content="- On the App Store">
6 <meta name="smartbanner:price-suffix-google" content="- In Google Play">
7 <meta name="smartbanner:icon-apple" content="assets/img/appicon.png">
8 <meta name="smartbanner:icon-google" content="assets/img/appicon.png">
9 <meta name="smartbanner:button" content="VIEW">
10 <meta name="smartbanner:button-url-apple" content="https://ios/application-url">
11 <meta name="smartbanner:button-url-google" content="https://android/application-url">
12 <meta name="smartbanner:enabled-platforms" content="android,ios">
13 --><!-- End SmartBanner configuration --><title>Election Night Reporting</title><meta name="keywords" content="Election Night Reporting, ENR, scytl, republican e
14     body.dragging * {
15         cursor: move !important;
16     }
17     .dragged {
18         position: absolute;
19         opacity: 0.5;
20         z-index: 2000;
21     }
22     #sidebar-list li.placeholder {
23         position: relative;
```

An Honest Election

Allow the Citizens to vote

Collect the ballots

Tabulate the ballots

Obtain the results

How to Steal an Election (Example 1: Low Tech)

Allow the Citizens to vote

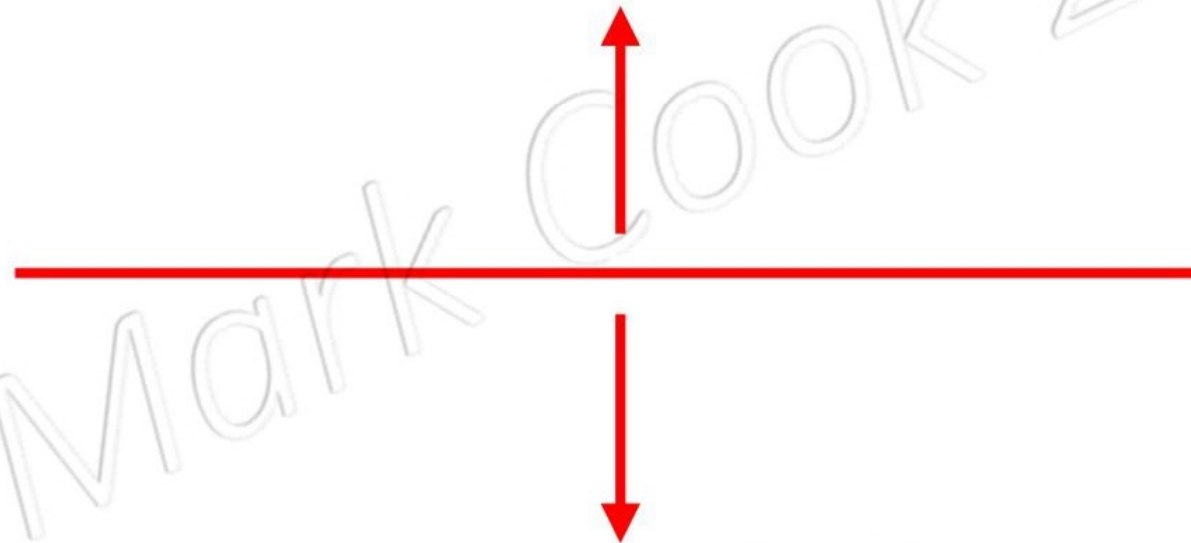
Collect the ballots

Tabulate the ballots

Obtain the results

How to Steal an Election (Example 1: Low Tech)

Allow the Citizens to vote
Collect the ballots



Tabulate the ballots
Obtain the results

How to Steal an Election (Example 1: Low Tech)

Allow the Citizens to vote
Collect the ballots

Count the totals to see what the real result is

Tabulate the ballots
Obtain the results

How to Steal an Election (Example 1: Low Tech)

Allow the Citizens to vote
Collect the ballots

Count the totals to see what the real result is
Determine how many extra votes are needed

Tabulate the ballots
Obtain the results

How to Steal an Election (Example 1: Low Tech)

Allow the Citizens to vote
Collect the ballots

Count the totals to see what the real result is
Determine how many extra votes are needed
Add votes by filling in under-votes

Tabulate the ballots
Obtain the results

How to Steal an Election (Example 1: Low Tech)

Allow the Citizens to vote
Collect the ballots

Count the totals to see what the real result is
Determine how many extra votes are needed
Add votes by filling in under-votes
Insert extra ballots to add votes

Tabulate the ballots
Obtain the results

How to Steal an Election (Example 1: Low Tech)

Allow the Citizens to vote
Collect the ballots

Count the totals to see what the real result is
Determine how many extra votes are needed

Add votes by filling in under-votes

Insert extra ballots to add votes

and/or Remove ballots to decrease opposition votes

Tabulate the ballots

Obtain the results

Carbon County, MT



Carbon County, MT

11/8/22 2045 Election night. Carbon County MT Election Administrator Crystal Roascio shredding in county commissioners waiting area.



How to Steal an Election (Example 1: Low Tech)

Allow the Citizens to vote
Collect the ballots

Count the totals to see what the real result is
Determine how many extra votes are needed

Add votes by filling in under-votes

Insert extra ballots to add votes

and/or Remove ballots to decrease opposition votes

Tabulate the ballots

Obtain the results

How to Steal an Election (Example 2: Feedback Loop)

Allow the Citizens to vote
Collect the ballots

Tabulate the ballots
Obtain the results

How to Steal an Election (Example 2: Feedback Loop)

Allow the Citizens to vote

Collect the ballots
Tabulate the ballots
Obtain the results

How to Steal an Election (Example 2: Feedback Loop)

Allow the Citizens to vote

Monitor who votes



Collect the ballots
Tabulate the ballots
Obtain the results

How to Steal an Election (Example 2: Feedback Loop)

Allow the Citizens to vote

Monitor who votes

Estimate the results based on voters/party

Determine how many extra votes are needed

Insert extra ballots via mail-in/drop-box to add votes
and/or Remove ballots to decrease opposition votes

Collect the ballots

Tabulate the ballots

Obtain the results

How to Steal an Election (Example 2: Feedback Loop)

Allow the Citizens to vote

Monitor who votes

Estimate the results based on voters/party

Determine how many extra votes are needed

Insert extra ballots via mail-in/drop-box to add votes
and/or Remove ballots to decrease opposition votes

Collect the ballots

Tabulate the ballots

Obtain the results


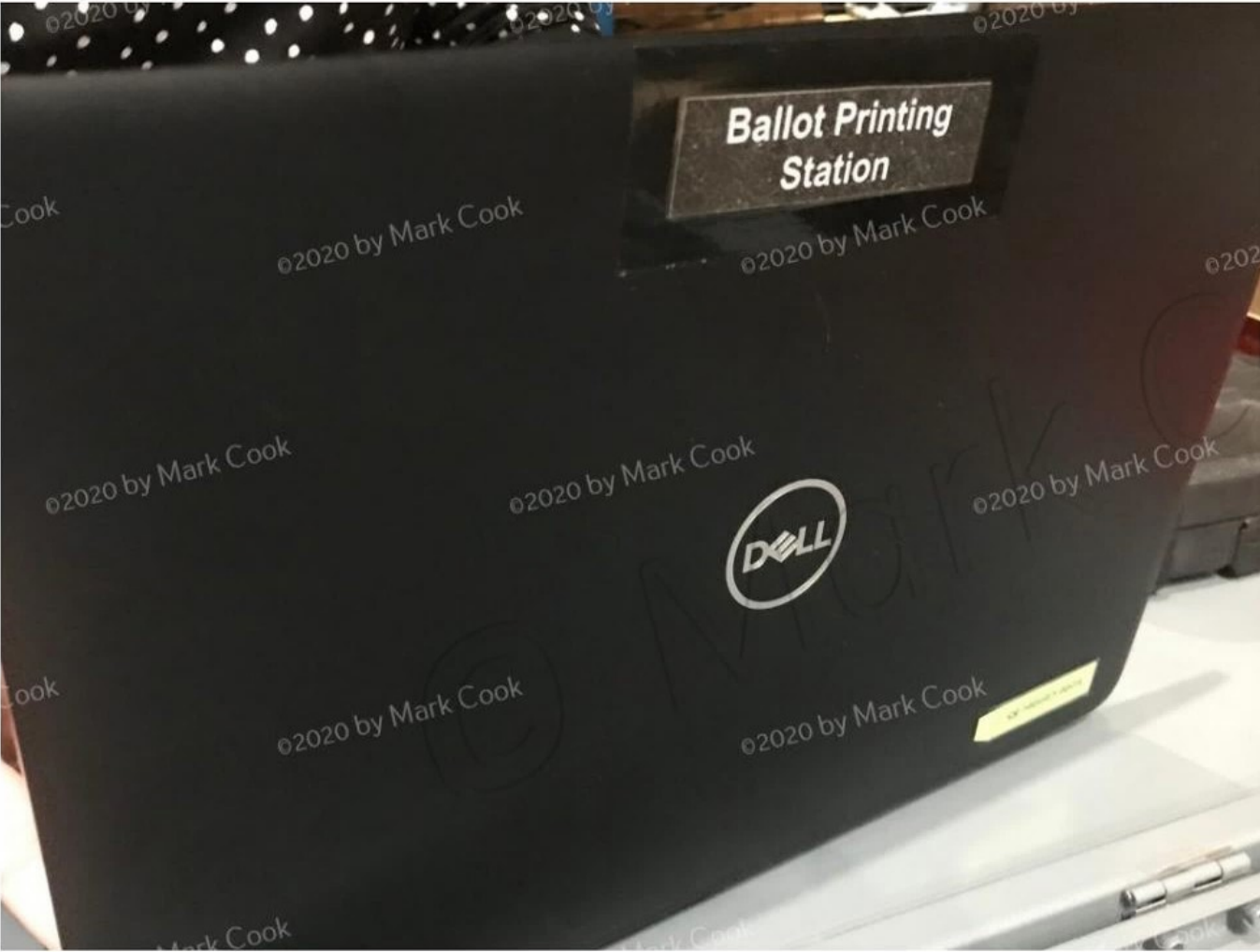
Sacramento County, CA – Election Equipment Warehouse



Sacramento County, CA – Election Equipment Warehouse




Sacramento County, CA – Election Equipment Warehouse




4.5 DS200 LOCK AND SEAL RECOMMENDATIONS

1. Insert the election definition USB flash drive and secure with a wire seal.




2. Close the access door and lock with a medium barrel key. Place a label seal on the smooth plastic area as shown at right.




Richland County, SC – Voting Center during the Election





©



© 2023



023

©




© Mark Cook 2023



©

023



RICHLAND COUNTY SHERIFFS DEPT

5623 TWO NOTCH RD COLUMBIA, SC 29223

803-576-3000



Event

2020 Hampton Street SC SOUTH CAROLINA 29204

Incident Description:	ALL OTHER CRIMINAL VIOLATIONS
Incident Start Date:	06/24/2022 14:24:00
Incident End Date:	06/24/2022 16:59:00
Reported Date:	06/24/2022 16:00:00
Date Dispatch:	06/24/2022 00:00:00
Date Arrive:	06/24/2022 00:00:00
Date Depart:	06/24/2022 00:00:00
Region:	REGION 3
Weapon Code:	



Richland County Elections director resigns, official confirms

2023



Richland County Election Director Alexandria Stephens has resigned after two years on the job.

Author: wltx.com

Published: 11:12 PM EDT August 18, 2022

Updated: 11:12 PM EDT August 18, 2022

Protected with a watermark. Full version doesn't put this mark.

Group asks BI: Stop Smartmatic, Comelec people from leaving PHL

By VIRGIL LOPEZ, GMA News

Published June 4, 2016 3:49pm

A poll watchdog group has asked the Bureau of Immigration (BI) to prevent 10 people from leaving the country for their alleged role in the controversial script change in the Comelec transparency server that receives precinct-level votes.

In a letter dated June 2, election watchdog "Mata sa Balota" urged BI Commissioner Ronaldo Geron to issue a hold departure order (HDO) against the following personalities:

advertisement

- Cesar Flores -Smartmatic-TIM president for Southeast Asia
- Heider Garcia- Smartmatic official
- Marlon Garcia - Smartmatic Philippines project manager
- Elie Moreno - Smartmatic project director
- Neil Banigued- Smartmatic technical support member
- Mauricio Herrera - Smartmatic technical support member
- Andres Kapunan- Smartmatic Mindanao
- Rouie Peñalba- Comelec IT personnel
- Nelson Herrera - Comelec IT personnel
- Frances Mae Gonzales- Comelec IT personnel

The group said these people are facing several criminal and administrative complaints filed before the Office of the Ombudsman, Manila Prosecutor's Office. They are also

under investigation by the Comelec.

Protected with markison.com Visual watermark. Full version doesn't put this mark.

Tarrant County hires second elections administrator of the year

BY ANNA M. TINSLEY

UPDATED FEBRUARY 02, 2018 1:35 PM



In this short video, find out who can register to vote, where to register, which documents are needed and when you must register by to vote in the next election. BY LENA BLIETZ



Only have a minute? Listen instead

Powered by Trinity Audio

00:00

02:37

For the second time this year, Tarrant County will have a new elections administrator.

Heider Garcia, elections manager in Placer County, Calif., has been hired to guide and oversee local elections.

He should join the county in mid-February to observe the March 6 primary election and help out as needed, Tarrant County Judge **Glen Whitley** said.

“We think he will be a good fit,” Whitley said.

Garcia will be sworn in as elections administrator after the primary.

The delay is to give him time to become a registered voter in Tarrant County, which Whitley said he must do before he can be sworn in.

He replaces **Nathan Neblett**, a Houston man who held the post for two weeks in January before county officials decided to “release” him from the post.

“We just decided it wasn’t going to be a good fit for us,”

Whitley [said at the time](#). “We decided to go in a different

New voting machines in Tarrant County

September 3, 2019

Tarrant County voters will be casting ballots on new machines for this year's Nov. 5 constitutional amendment election. County Commissioners recently signed off on an \$11 million plan to buy this new equipment, part of Austin-based Hart InterCivic's Verity line.

These machines, approved for use by the Texas Secretary of State's office, include a paper trail.

Voters will use a touchscreen to review the ballot and make their choices. The machine will print a list of the candidates chosen. After reviewing votes on the sheet, voters must put their paper ballot into one of the scanners to formally cast their vote and drop it into the ballot box.

Tarrant County Elections Administrator Heider Garcia has asked the state to allow countywide vote centers – which would let voters cast ballots at any polling place in the county on Election Day – as soon as the

November election

ELECTION NEWS

Tarrant County sees amazing turnout for 2020 presidential election

By Teresa Gubbins Nov 4, 2020 | 6:00 am



Most of the voting done in Tarrant County was early. IssueVoter/Facebook

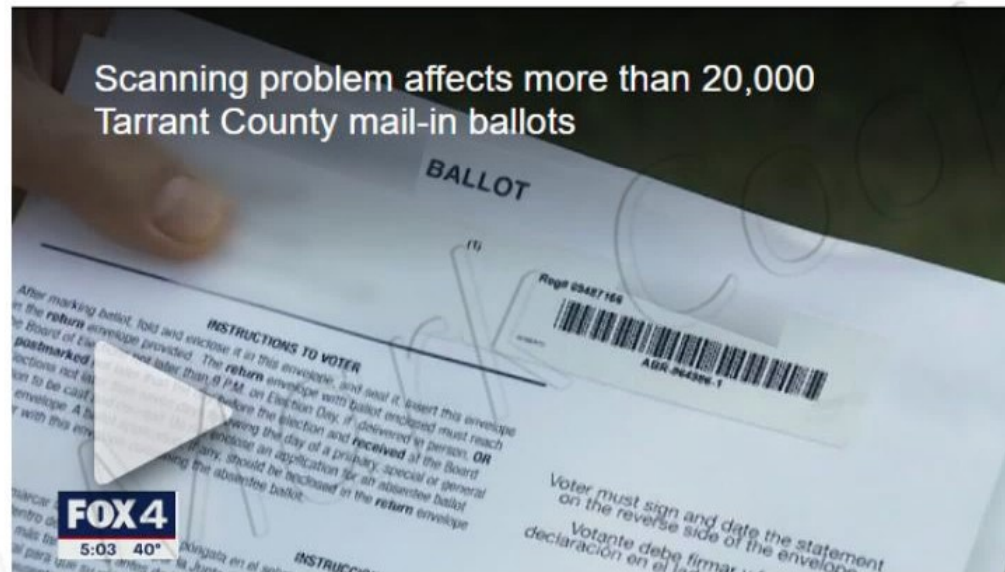
MOST POPULAR

- > Fort Worth gains a round of fun restaurant openings and more dining news
- > Texas relaxes into 3rd place in new ranking of best states for camping
- > These are the 9 best food and drink events in Fort Worth this week

UPDATE: According to Tarrant County Elections' final results, released November 11, Democratic Presidential candidate Joe Biden bested President Donald Trump by 1,826 votes, with Biden's tally at 411,567 votes versus Trump's 409,741 votes. It's the first time Tarrant County has gone blue for

Scanning problem affects more than 20,000 Tarrant County mail-in ballots

By Dionne Anglin and FOX 4 Staff | Published October 27, 2020 | Tarrant County | FOX 4 | [Share](#)



Scanning problem affects more than 20,000 Tarrant County mail-in ballots

Scanning problem affects more than 20,000 Tarrant County mail-in ballots

Tarrant County elections officials say a third of received mail-in ballots have been rejected because the company that printed them made a mistake.

FORT WORTH, Texas - Tarrant County elections officials say a third of received mail-in ballots have been rejected because the company that printed them made a mistake.

Trending

-  **1** **WATCH: Michael Irvin's attorney plays video of interaction with Arizona hotel employee**
-  **2** **Thursday storms bring large hail, dangerous winds to North Texas**
-  **3** **17-year-old pleads guilty to murder of Uber Eats driver in Haltom City**
-  **4** **Three EF-1 tornadoes confirmed, North Texans clean up after Thursday's severe storms**
-  **5** **Home invasion suspects fatally shot by resident at Garland apartment, police say**

Latest News

[View More](#)

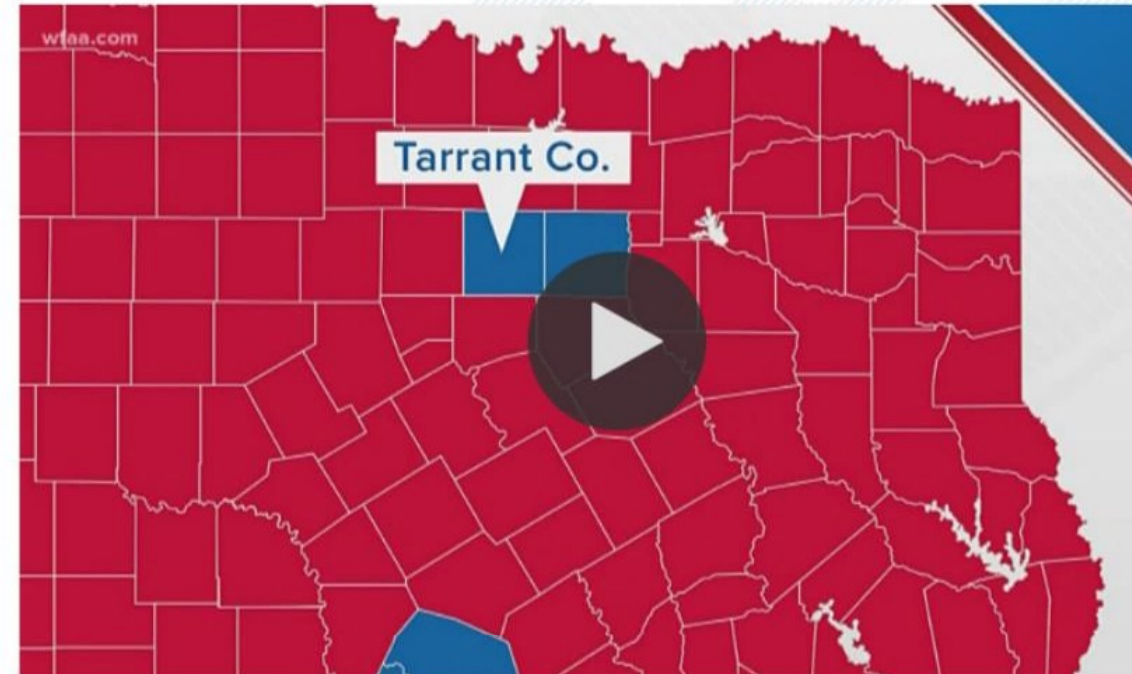
| ELECTION |

Tarrant GOP Denies County Turned Blue, Makes Trumpian Claims of Irregularities

LAUREN DREWES DANIELS | DECEMBER 1, 2020 | 4:00AM

The Tarrant County GOP is quite agitated the county has been cast as “blue” after the Nov. 3 general election. As mail-in ballots trickled in after Election Day, the seesaw tipped ever so slightly Democratic under the weight of about 1,826 more votes cast for the Biden/Harris ticket than Trump/Pence. It’s not much, but this isn’t horseshoes.

The county hadn’t voted for a Democrat for president since 1964.



Tarrant County's lauded elections chief resigns, citing differences with new county executive

Heider Garcia, like many other election officials across the country, faced death threats that stemmed from lies about the outcome of the 2020 election.

BY NATALIA CONTRERAS, VOTEBEAT AND THE TEXAS TRIBUNE APRIL 17, 2023 1 PM CENTRAL



COPY LINK



Tarrant County Election Administrator Heider Garcia looks at his phone while working Election Day at the election administration building in Fort Worth on Nov. 8, 2022. He resigned from his position Monday. © Shelby Tauber for The Texas Tribune



HEIDER GARCIA
Elections Administrator

TROY HAVARD
Assistant Elections Administrator

TARRANT COUNTY ELECTIONS ADMINISTRATION

April 16, 2023

The Honorable Tim O' Hare
County Judge
100 East Weatherford St.
Fort Worth, Texas 76196

The Honorable GK Maenius
Tarrant County Administrator
100 East Weatherford St.
Fort Worth, Texas 76196

Gentlemen,

Please accept this letter as my formal resignation from the position of Elections Administrator for Tarrant County. My last day with the County will be June 23, 2023. This will allow sufficient time to complete all work related to the May 6 Joint Elections, any potential runoff elections in June and a smooth handover of the operation. It will be my utmost priority to guarantee operational continuity of the department before my departure.

GK, thank you for your leadership, your support, and your guidance in my time here. You believed in me and provided me all the tools I needed to do my job. I say to you what I said to Judge Glen Whitley when we canvassed the November 2022 election: *"Thank you for your leadership, and for just letting elections officials do their job and stay out of politics. That means the world to us."* When leadership respects the team's values and shows trust, members of the team become the best version of themselves. You know this, Judge Whitley knew it, and because of that, I leave Tarrant County a better man and a better professional. Thank you, GK.

Judge O'Hare, my formula to *"administer a quality transparent election"* stands on respect and zero politics; compromising on these values is not an option for me. You made it clear in our last meeting that your formula is different, thus, my decision to leave. I wish you the best; Tarrant County deserves that you find success.

Sincerely,

Heider Garcia
Elections Administrator
Tarrant County



Heider Garcia

@heidergarcia · [Follow](#)

8:55 AM · Jul 14, 2023



Monday is my first day as a Senior Subject Matter Expert with the Election Assistance Commission. I'm thrilled to join a such a great team, and excited about the opportunity to continue contributing to fair and secure elections, this time at a national level.



Election Ecosystem: Control

FREEDOM



	Precinct	County	State	Corporations		
Voter Reg		PAST	CURRENT	CURRENT		
Voter Validation	PAST		CURRENT	CURRENT		
Tabulation	PAST		CURRENT	CURRENT		
Reporting		PAST	CURRENT	CURRENT		
Transparency	HIGH					

Election Ecosystem: Control

FREEDOM



	Precinct	County	State	Corporations		
Voter Reg		PAST	CURRENT	CURRENT		
Voter Validation	PAST		CURRENT	CURRENT		
Tabulation	PAST		CURRENT	CURRENT		
Reporting		PAST	CURRENT	CURRENT		
Transparency	HIGH		CLOSE TO NONE			

Election Ecosystem: Control

FREEDOM

DANGER

2023

	Precinct	County	State	Corporations		
Voter Reg		PAST	CURRENT	CURRENT		
Voter Validation	PAST		CURRENT	CURRENT		
Tabulation	PAST		CURRENT	CURRENT		
Reporting		PAST	CURRENT	CURRENT		
Transparency	HIGH		CLOSE TO NONE			

Election Ecosystem

More Complex = Less Secure

Progression – More Complex and Less Transparent

Paper
Mechanical
Electronic
Computerized


“I consider it completely unimportant who in the party will vote, or how; but what is extraordinarily important is this — who will count the votes, and how.”

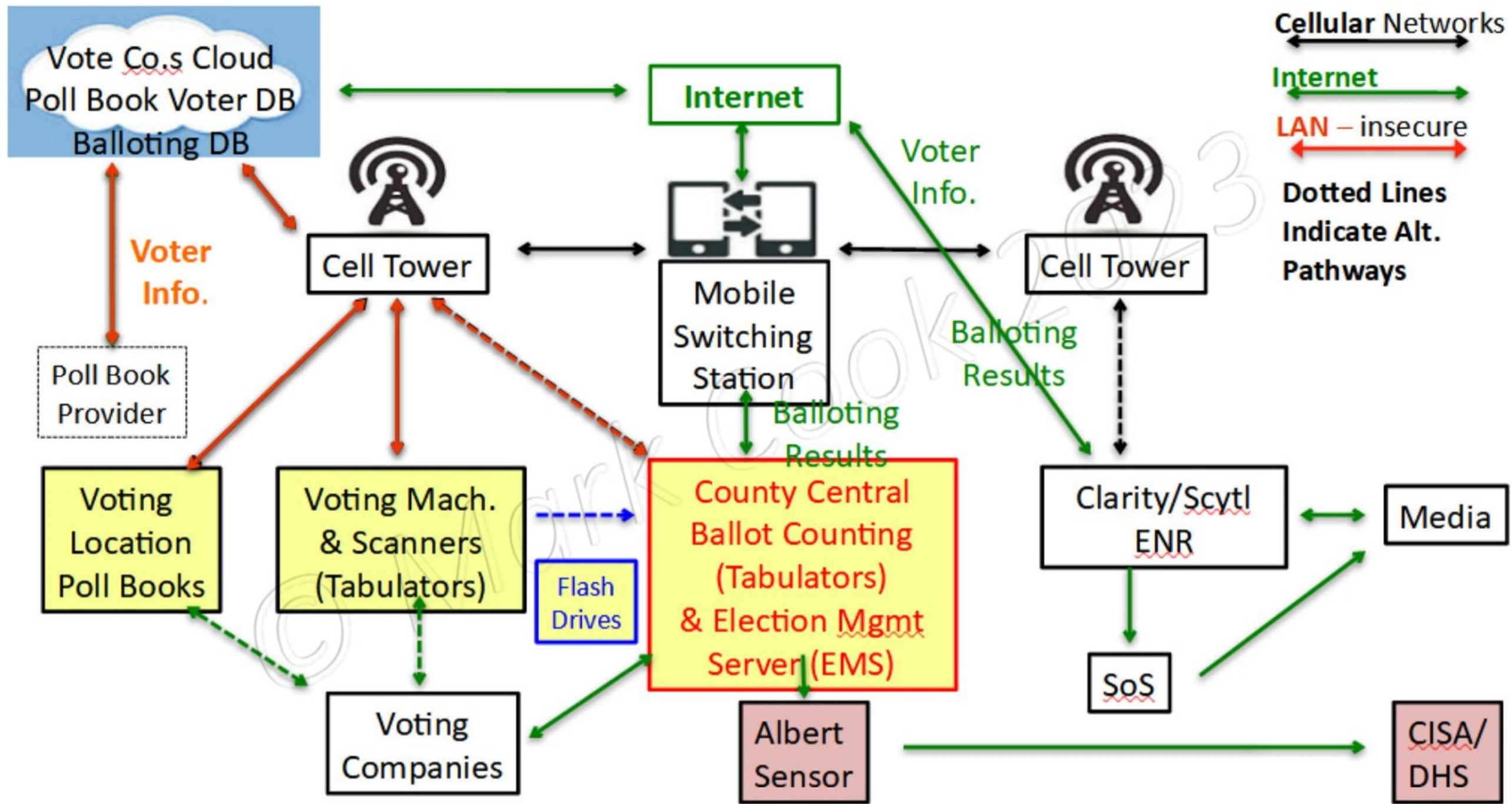
“I consider it completely unimportant who in the party will vote, or how; but what is extraordinarily important is this — who will count the votes, and how.”

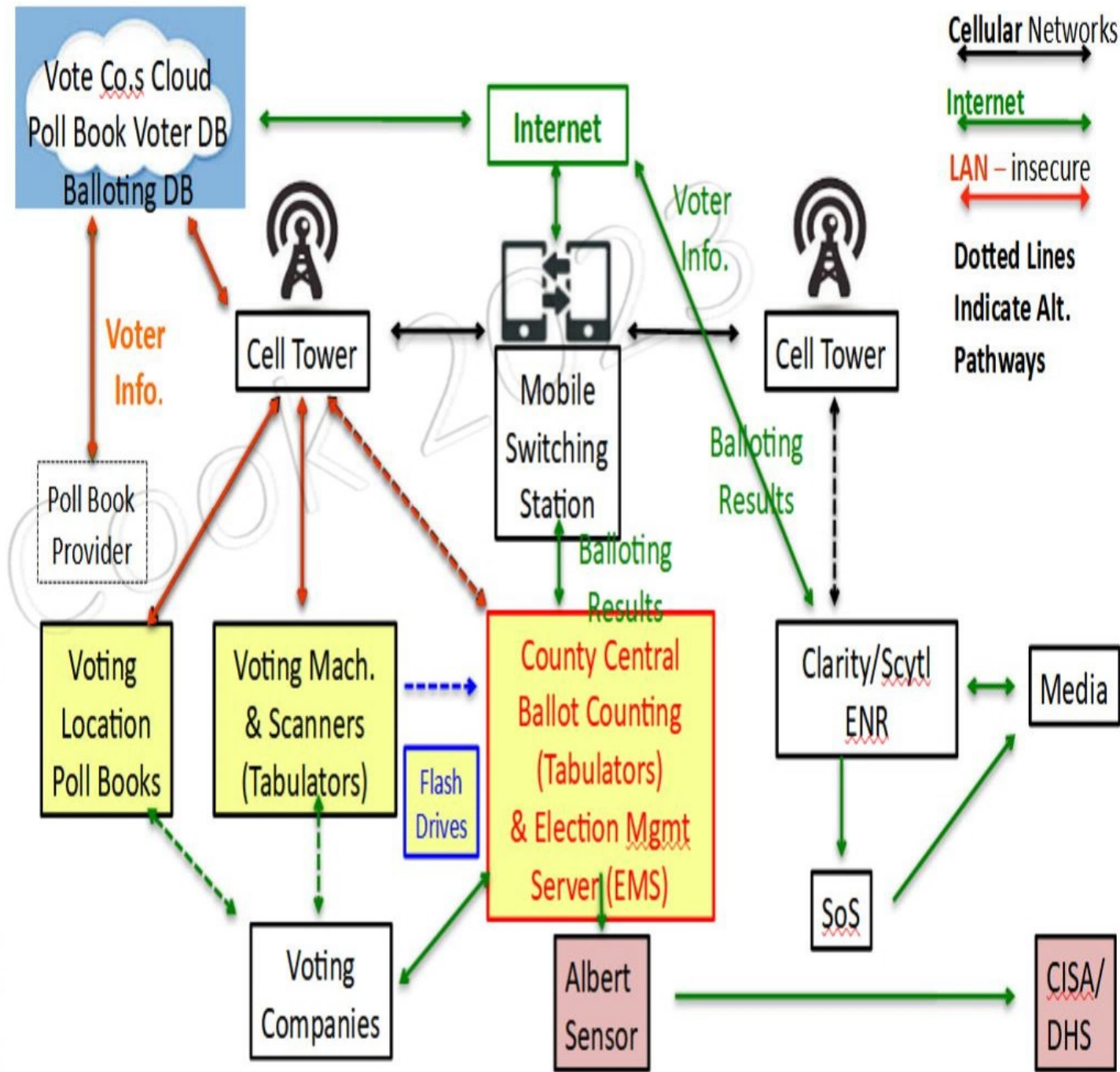
Joseph Stalin, 1923

Central Committee of the Communist Party of the Soviet Union

Magic Show



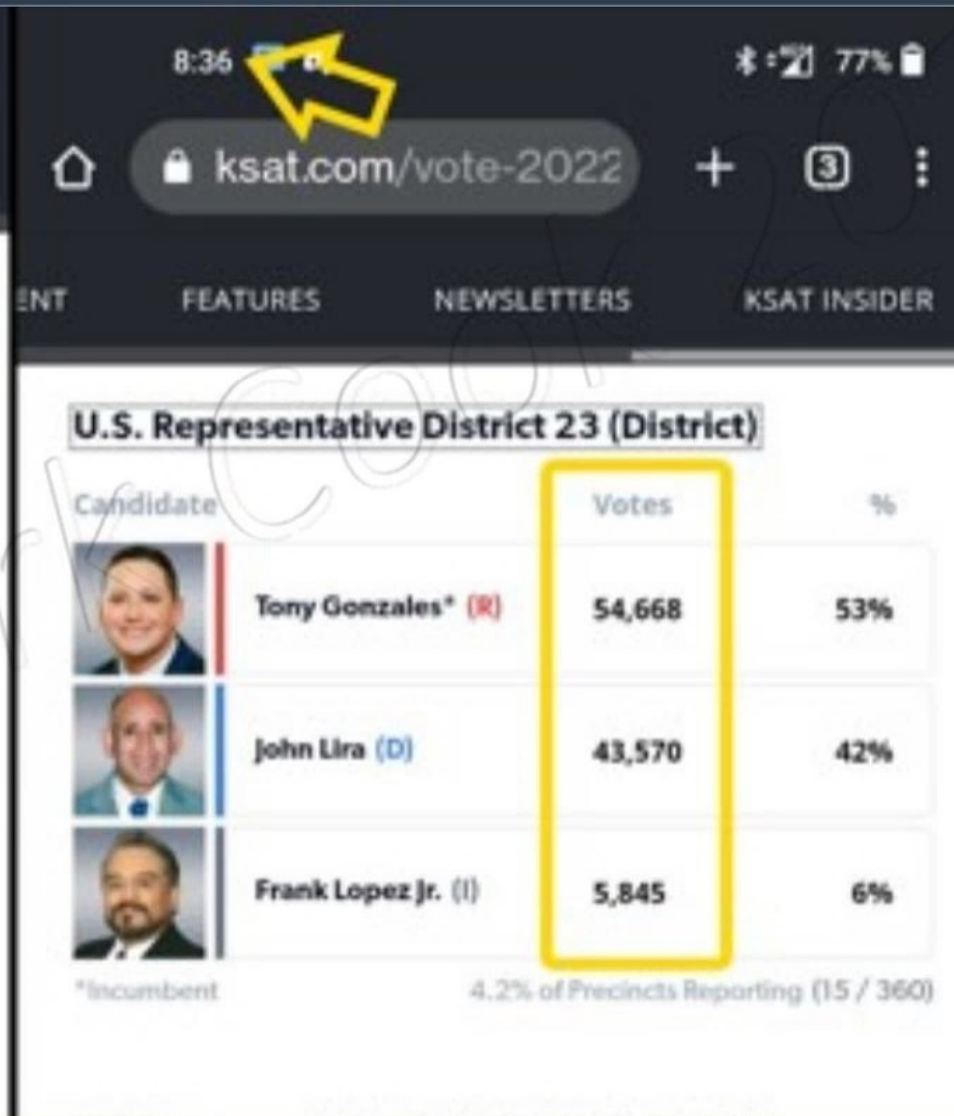
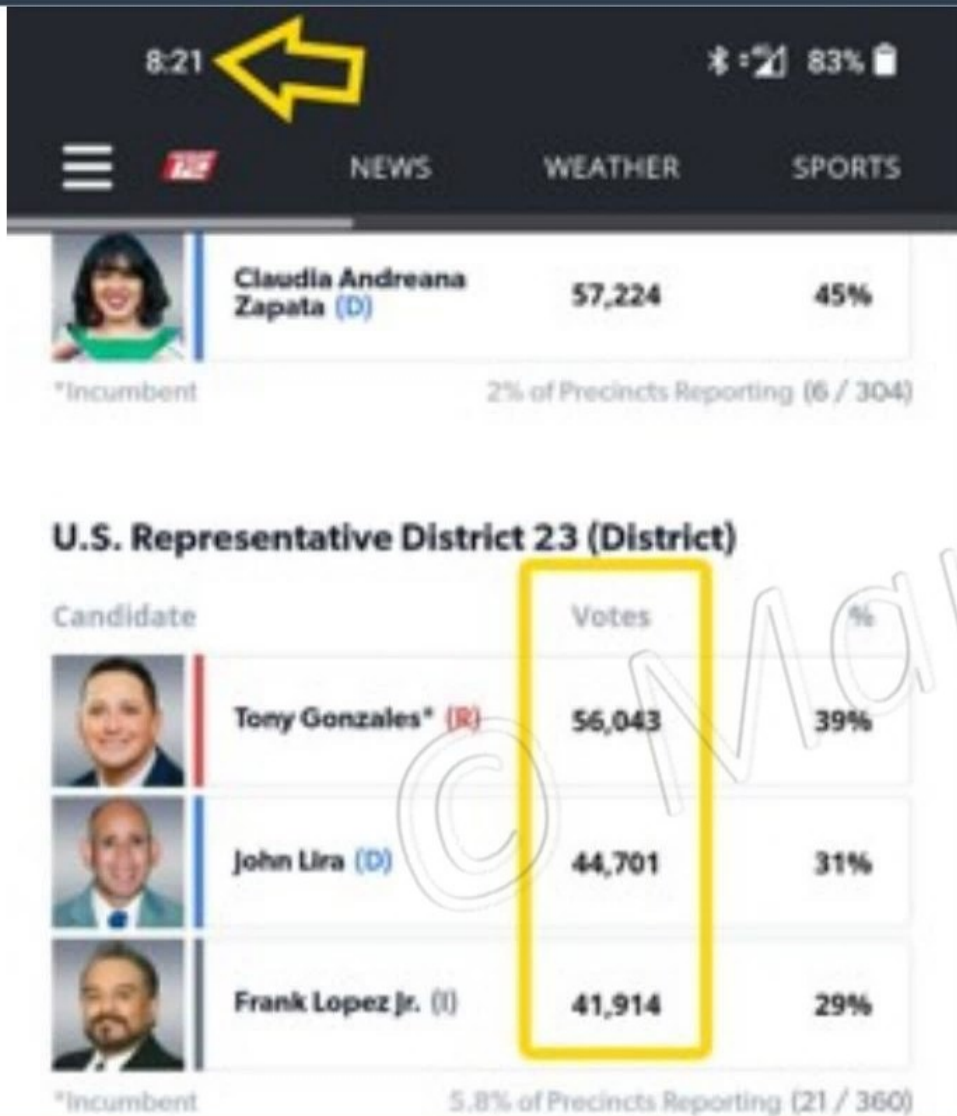




Fully Engineered OUTCOME-BASED Elections

Dirty voter rolls to increase headroom (eg E.R.I.C.)
Mail-out unsolicited ballots everywhere, then hijack
Make convenient 'mistakes' before/during/after election
 Early voting – **insider information**
 Mail-in ballot tracking – **insider information**
 Electronic poll books – **insider information**
Cause loss of confidence in the election system
Days/Weeks to accept mail-in ballots for the clean-up

Uvalde, TX



In 15 minutes, The number of votes went DOWN!

-1,375

-1,131

-36,069

IMPOSSIBLE!

Uvalde, TX

Uvalde County
71.20% Est. Vote Counted
November 8, 2022
*Incumbent

Candidates	Total Votes	% Vote
Gonzales (R) *	2,897	44.9%
Lira (D)	1,775	27.5%
Lopez (I)	1,775	27.5%

Tuesday November 8, 8:23 PM

© Mark Cook 2023

What are the chances of two candidates having the EXACT same number of votes?

Bexar, TX

Candidates	Votes	% Vote
Gonzales (R) *	46,440	38.5%
Lira (D)	37,022	30.7%
Lopez (I)	37,022	30.7%

November 8, 2022
*Incumbent
75% Est. Vote Cou

Tuesday November 8, 8:23 PM

2023

What are the chances of two candidates having the EXACT same number of votes in a nearby county at the same time?

Zavala, TX

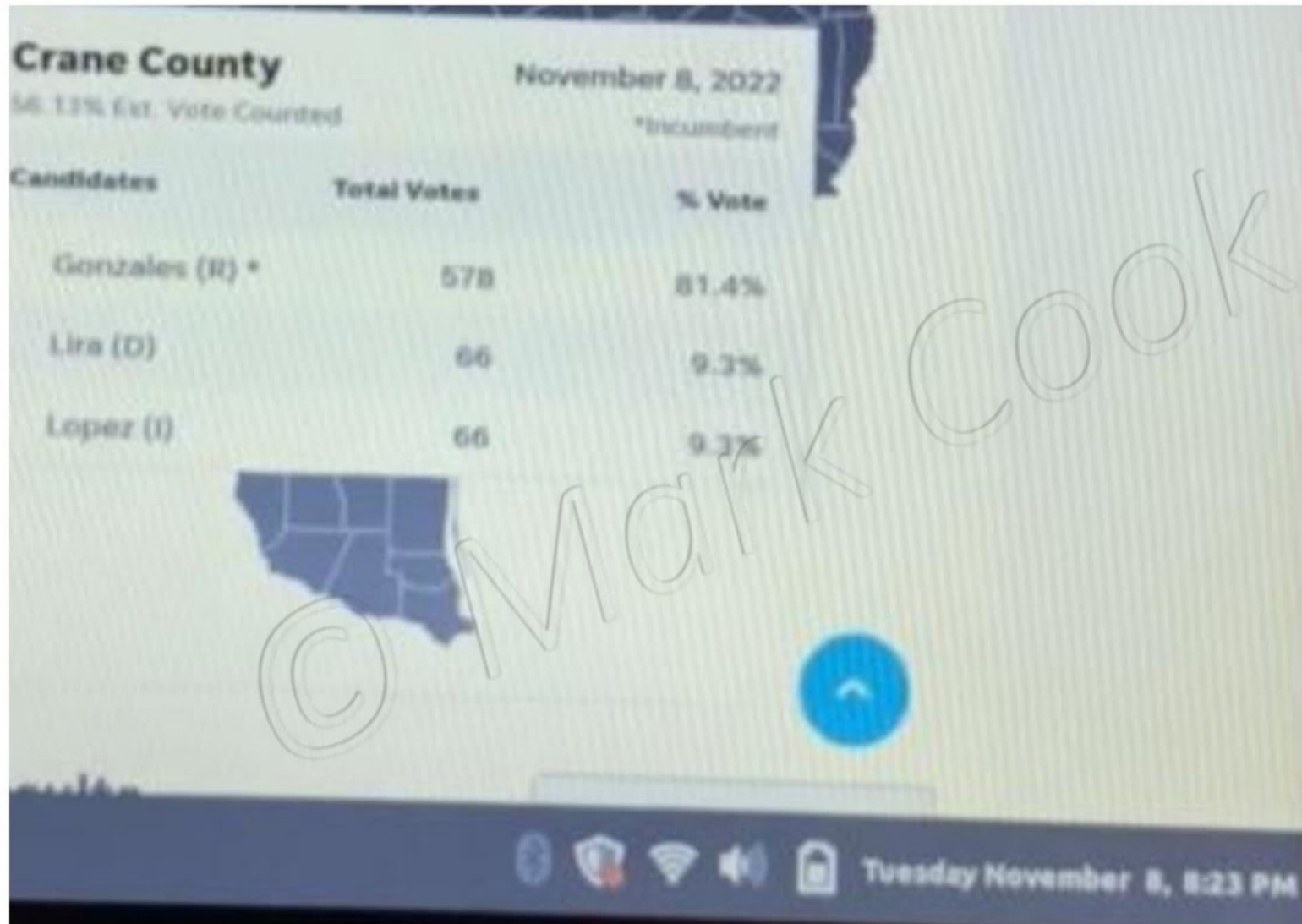
Zavala County
November 8, 2022
*Incumbent

Candidates	Total Votes	% Vote
Lira (D)	808	34.9%
Lopez (I)	808	39.9%
Gonzales (R) *	400	20.2%

Tuesday November 8, 8:23 PM

What are the chances of two candidates having the EXACT same number of votes in a THIRD nearby county at the same time?

Crane, TX



2023

How about a
FOURTH
County?

**WHAT ARE THE
CHANCES?**

Loving, TX

Loving County November 8, 2022
83.93% Est. Vote Counted

Candidates	Total Votes	% Vote
Gonzales (R) *	35	74.5%
Lira (D)	6	12.8%
Lopez (D)	6	12.8%

© Mark Cook 2023

Tuesday November 8, 8:23 PM

Shall we make
it a fifth?

WHAT ARE THE
CHANCES?

Sutton, TX

Sutton County November 8, 2022
97.50% Est. Vote Counted *Incumbent

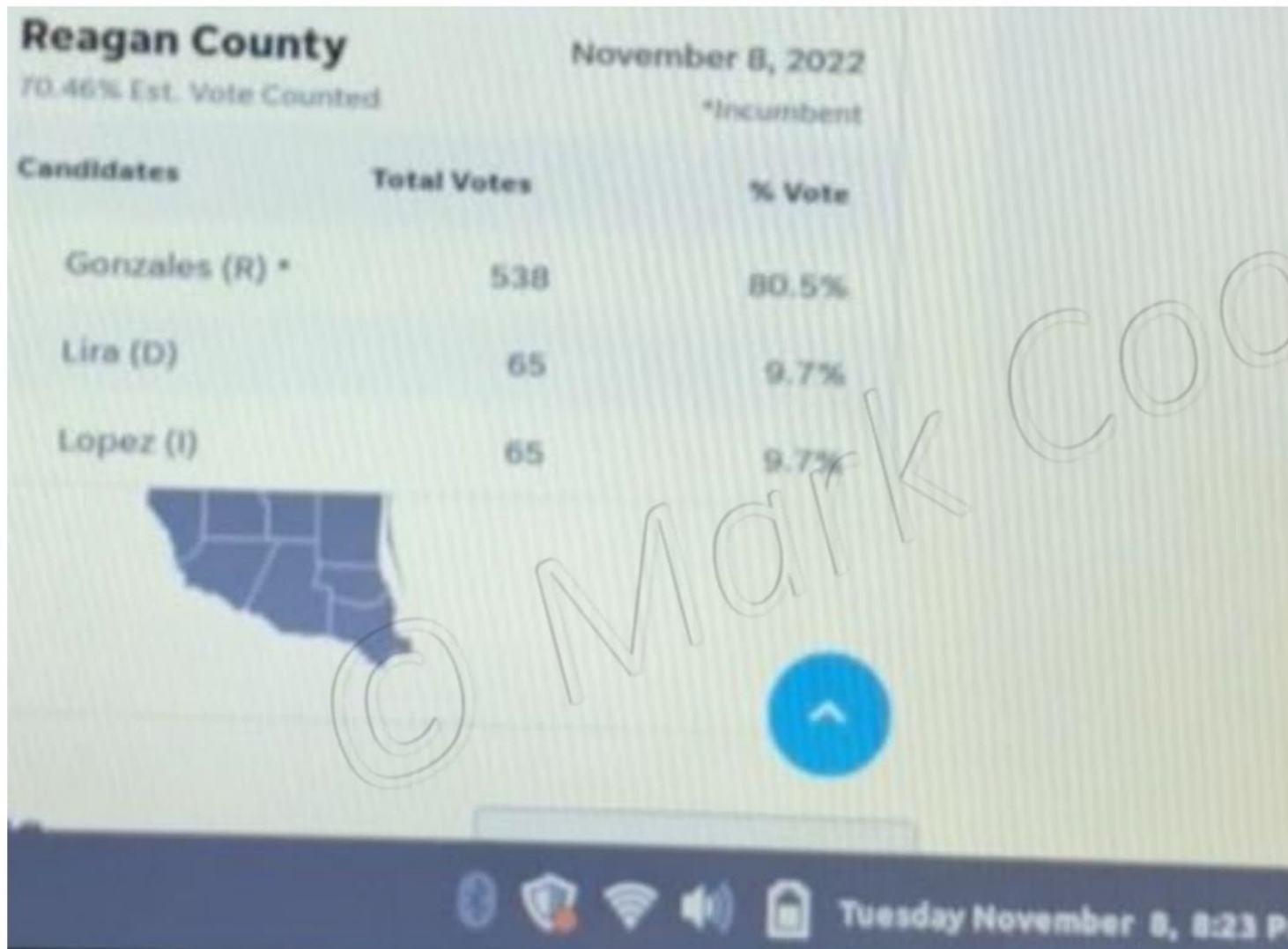
Candidates	Total Votes	% Vote
Gonzales (R) *	958	76.6%
Lira (D)	146	11.7%
Lopez (I)	146	11.7%



Let's go for
SIX!

WHAT ARE THE
CHANCES?

Reagan, TX



Just kidding,
SEVEN!!!

**WHAT ARE THE
CHANCES?**

Brewster, TX

Brewster County
85.13% Est. Vote Counted

November 8, 2022
*Incumbent

Candidates	Total Votes	% Vote
Gonzales (R) *	1,340	37.3%
Lira (D)	1,125	31.3%
Lopez (I)	1,125	31.3%

© Mark Cook

2023

Are you getting it yet?

WHAT ARE THE CHANCES?

Election Ecosystem: Control

FREEDOM

DANGER

2023

	Precinct	County	State	Corporations		
Voter Reg		PAST	CURRENT	CURRENT		
Voter Validation	PAST		CURRENT	CURRENT		
Tabulation	PAST		CURRENT	CURRENT		
Reporting		PAST	CURRENT	CURRENT		
Transparency	HIGH		CLOSE TO NONE			

Election Ecosystem: Control

FREEDOM

DANGER

2023

	Precinct	County	State	Corporations	Federal		
Voter Reg		PAST	CURRENT	CURRENT	IN-PROGRESS		
Voter Validation	PAST		CURRENT	CURRENT	IN-PROGRESS		
Tabulation	PAST		CURRENT	CURRENT	IN-PROGRESS		
Reporting		PAST	CURRENT	CURRENT	IN-PROGRESS		
Transparency	HIGH		CLOSE TO NONE				

Election Ecosystem: Control

FREEDOM

DANGER

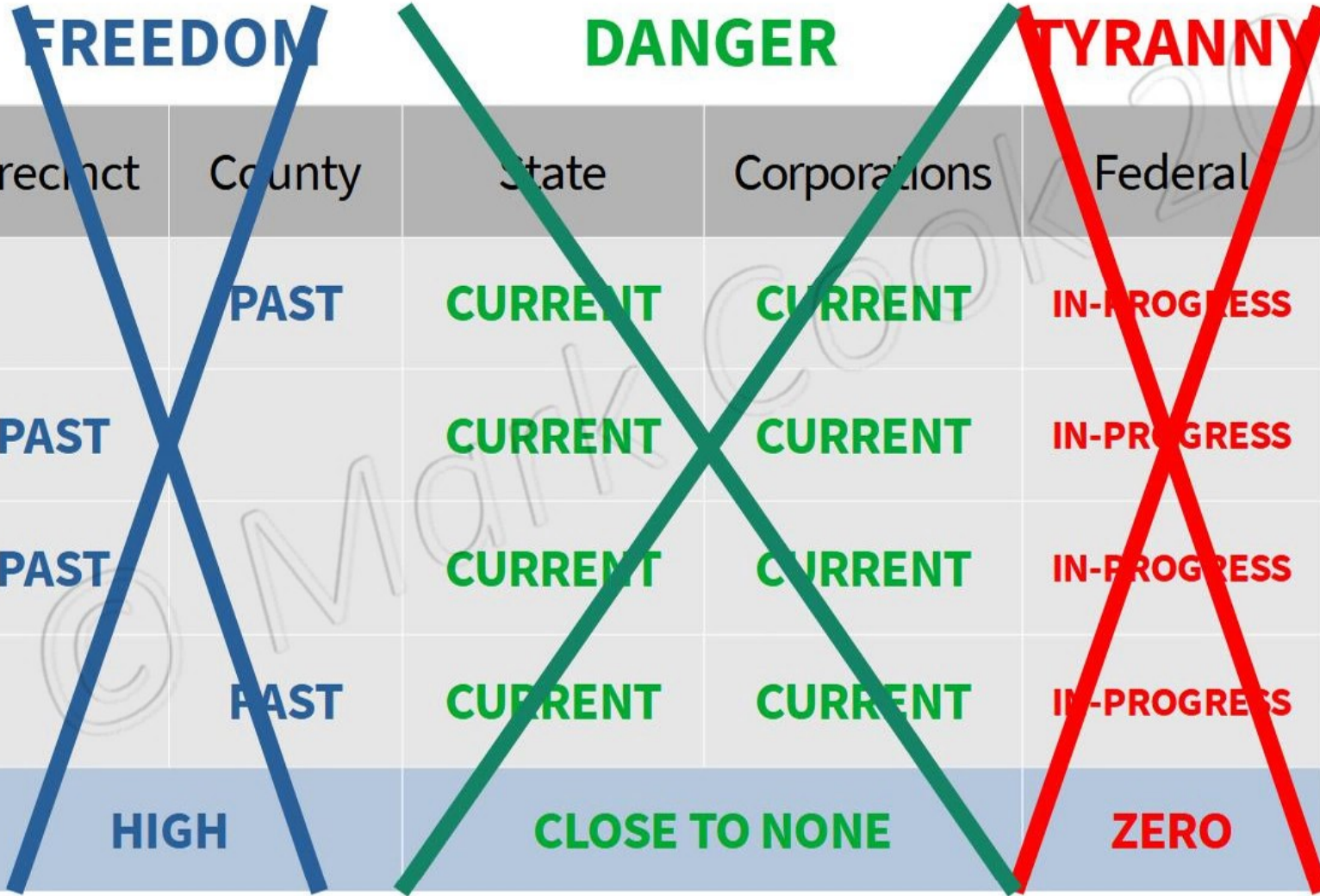
2023

	Precinct	County	State	Corporations	Federal		
Voter Reg		PAST	CURRENT	CURRENT	IN-PROGRESS		
Voter Validation	PAST		CURRENT	CURRENT	IN-PROGRESS		
Tabulation	PAST		CURRENT	CURRENT	IN-PROGRESS		
Reporting		PAST	CURRENT	CURRENT	IN-PROGRESS		
Transparency	HIGH		CLOSE TO NONE		ZERO		

Election Ecosystem: Control

	FREEDOM		DANGER		TYRANNY		
	Precinct	County	State	Corporations	Federal		
Voter Reg		PAST	CURRENT	CURRENT	IN-PROGRESS		
Voter Validation	PAST		CURRENT	CURRENT	IN-PROGRESS		
Tabulation	PAST		CURRENT	CURRENT	IN-PROGRESS		
Reporting		PAST	CURRENT	CURRENT	IN-PROGRESS		
Transparency	HIGH		CLOSE TO NONE		ZERO		

Election Ecosystem: Control



Election Ecosystem: Control

FREEDOM

DANGER

TYRANNY

Precinct

County

State

Corporations

Federal

Precinct

County

Voter Reg

PAST

CURRENT

CURRENT

IN-PROGRESS

Voter Validation

PAST

CURRENT

CURRENT

IN-PROGRESS

Tabulation

PAST

CURRENT

CURRENT

IN-PROGRESS

Reporting

PAST

CURRENT

CURRENT

IN-PROGRESS

Transparency

HIGH

CLOSE TO NONE

ZERO

Election Ecosystem: Control

FREEDOM

DANGER

TYRANNY

Precinct

County

State

Corporations

Federal

Precinct

County

Voter Reg

PAST

CURRENT

CURRENT

IN-PROGRESS

FUTURE

Voter Validation

PAST

CURRENT

CURRENT

IN-PROGRESS

Tabulation

PAST

CURRENT

CURRENT

IN-PROGRESS

Reporting

PAST

CURRENT

CURRENT

IN-PROGRESS

Transparency

HIGH

CLOSE TO NONE

ZERO

Election Ecosystem: Control

FREEDOM

DANGER

TYRANNY

	Precinct	County	State	Corporations	Federal	Precinct	County
Voter Reg		PAST	CURRENT	CURRENT	IN-PROGRESS		FUTURE
Voter Validation	PAST		CURRENT	CURRENT	IN-PROGRESS	FUTURE	
Tabulation	PAST		CURRENT	CURRENT	IN-PROGRESS		
Reporting		PAST	CURRENT	CURRENT	IN-PROGRESS		
Transparency	HIGH		CLOSE TO NONE			ZERO	

Election Ecosystem: Control

	FREEDOM		DANGER		TYRANNY		
	Precinct	County	State	Corporations	Federal	Precinct	County
Voter Reg		PAST	CURRENT	CURRENT	IN-PROGRESS		FUTURE
Voter Validation	PAST		CURRENT	CURRENT	IN-PROGRESS	FUTURE	
Tabulation	PAST		CURRENT	CURRENT	IN-PROGRESS	FUTURE	
Reporting		PAST	CURRENT	CURRENT	IN-PROGRESS		
Transparency	HIGH		CLOSE TO NONE		ZERO		

Election Ecosystem: Control

FREEDOM

DANGER

TYRANNY

	Precinct	County	State	Corporations	Federal	Precinct	County
Voter Reg		PAST	CURRENT	CURRENT	IN-PROGRESS		FUTURE
Voter Validation	PAST		CURRENT	CURRENT	IN-PROGRESS	FUTURE	
Tabulation	PAST		CURRENT	CURRENT	IN-PROGRESS	FUTURE	
Reporting		PAST	CURRENT	CURRENT	IN-PROGRESS	FUTURE	
Transparency	HIGH		CLOSE TO NONE		ZERO		

Election Ecosystem: Control

	FREEDOM		DANGER		TYRANNY		
	Precinct	County	State	Corporations	Federal	Precinct	County
Voter Reg		PAST	CURRENT	CURRENT	IN-PROGRESS		FUTURE
Voter Validation	PAST		CURRENT	CURRENT	IN-PROGRESS	FUTURE	
Tabulation	PAST		CURRENT	CURRENT	IN-PROGRESS	FUTURE	
Reporting		PAST	CURRENT	CURRENT	IN-PROGRESS	FUTURE	
Transparency	HIGH		CLOSE TO NONE		ZERO		100%

Election Ecosystem: Control

FREEDOM

DANGER

TYRANNY

FREE AGAIN

	Precinct	County	State	Corporations	Federal	Precinct	County	
Voter Reg		PAST	CURRENT	CURRENT	IN-PROGRESS		FUTURE	
Voter Validation	PAST		CURRENT	CURRENT	IN-PROGRESS	FUTURE		
Tabulation	PAST		CURRENT	CURRENT	IN-PROGRESS	FUTURE		
Reporting		PAST	CURRENT	CURRENT	IN-PROGRESS	FUTURE		
Transparency	HIGH		CLOSE TO NONE			ZERO		100%

To Save Our Republic: SHORT TERM

STOP THE BLEEDING

Ask your key Election Integrity leaders to contact me.

303-990-2660

PatriotMC@ProtonMail.com

To Save Our Republic: LONG TERM

WE MUST IMMEDIATELY progress to:

Fully Transparent, Accurate, Verifiable,
County-Managed, Nationally Cross-Referenced Voter Registration Cards
Paper Poll Books

PRECINCT-BASED HAND COUNT ELECTION SYSTEM

that is Understandable by and Accessible to
Every American Citizen

Beverly Foley – Stack and Count Method

**SEPTEMBER 1, 2023 VOTED PAPER BALLOTS AVAILABLE
FOR AUDITING**

HOW TO CONDUCT A HAND COUNT IN YOUR COUNTY

PURPOSE: VERIFY A RECENT ELECTION

Starting 9/1 we can request a “recent election” at least 60 days ago. Pick one or multiple races to count, November 22 election– Governor race for example

CONTACT ELECTION ADMINISTRATION IN YOUR COUNTY—

Request officially with a FOIA to review paper ballots from election _____.

Pick a precinct, voting center, or whole county to count. Decide on what candidates or all the candidates to count.

Request dates that the ballot board room will be available to use for counting or other available space.

Recruit Volunteers to be Trained Hand Counters

How to Count— Request instructions, forms, assistance, from Beverly Foley if needed

**Counting Method: STACK AND COUNT TO VERIFY
METHOD**

BEVERLY FOLEY 214-415-7154

beverlyfoley@gmail.com

TexasFirst.org



TEXAS FIRST

LEADER IN SECURE ELECTIONS

Making Elections Accurate, Transparent, Accountable



We Are

Alerts

Resources

Legislative Briefing

Contact us

Subscribe

News

Supporters

Merchandise

Gallery

Ballot Counting Simulation - 4/15/23 - 4/17/23

SIGN UP

...e takin' it on the road!!
...ee a hand-count simulation!
...ing the simulation to your
...ou can see a mock election
...in person.



SECURE ELECTIONS *for* 2024

Featuring renowned election experts

Friday, July 21, 2023
6:30 PM – 8:00 PM

EXPERT SPEAKERS
Dr. Walter Daugherity
David Clements, J.D.

First United Lutheran Church
6202 E Mockingbird Ln
Dallas Texas 75214

Dr. Walter Daugherity
Senior Lecturer, Dept. of Computer
Science and Engineering
Texas A&M University Cybersecurity
Affiliated Faculty

David Clements, J.D.
Former professor of business
law at NMSU, trial consultant for
civil litigation firms


SPONSORS
[CLICK HERE TO DOWNLOAD INVITATION](#)

BETH DIESEL, TEXAS FIRST

NEW THIS MORNING...

FOLLOW US ON SOCIAL MEDIA

GetIt: @RealAmVoice | @WarRoom



Protected with trial version of Visual Watermark. Full version doesn't put this mark.

TallyTexas.org



TALLY TEXAS

Texans petitioning County Commissioners to adopt "The Chapter 65 Method" of tallying hand-marked paper ballots in precinct.

[POLLWORKER TRAINING](#)

[GET INVOLVED](#)

The Chapter 65 Method

Texas Election Code Chapter 65 is the legal method to count and 'Tally' paper ballots in Texas, since 1879.

Machines or calculators are not necessary.

Learn how to start petitioning your County Commissioners Court to adopt the Chapter 65 paper ballot hand tally method today!

[TALLY TEXAS PRACTICE GUIDE](#)

Cameras EVERYWHERE!



Protected with trial version of Visual Watermark. Full version doesn't put this mark.

MockCountyTX.US showing how real Transparency can work!

Tabulation Livestream/Recorded Video and Ballot Images

Room Cam 1:



Room Cam 2:



BATCH

Justice, 14th Ct of Appeals District, Place 2		District Judge, 180th Judicial District		District Judge, 189th Judicial District		District Judge, 230th Judicial District	
Kevin Jewell	0	Tami C. Pierce	0	Erin Elizabeth	0	Brad Hart	0
Cheri C. Thomas	43	Dasean Jones	42	Tamika Tami Craft	42	Chris Morton	41
Under vote	8	Under vote	8	Under vote	8	Under vote	9
Over vote	0	Over vote	0	Over vote	0	Over vote	0
Justice, 14th Ct of Appeals District, Place 9		District Judge, 182nd Judicial District		District Judge, 190th Judicial District		District Judge, 232nd Judicial District	
Randy Wilson	0	Robert H Jackson	0	Fred Shuchart	0	Joshua Normand	0
William Demond	42	Danilo Danny Lacayo	42	Beau Miller	42	Josh Hill	42
Under vote	8	Under vote	8	Under vote	8	Under vote	8
Over vote	0	Over vote	0	Over vote	0	Over vote	0
District Judge, 55th Judicial District		District Judge, 183rd Judicial District		District Judge, 208th Judicial District		District Judge, 234th Judicial District	
Nile Copeland	0	Kristin M Guiney	0	Heather Hudson	0	Michael West	0
Latoshia Lewis Payne	42	Gemayel L Haynes	41	Beverly Armstrong	42	Lauren Reeder	42
Under vote	8	Under vote	9	Under vote	8	Under vote	9
Over vote	0	Over vote	0	Over vote	0	Over vote	0
District Judge, 113th Judicial District		District Judge, 184th Judicial District		District Judge, 209th Judicial District		District Judge, 248th Judicial District	
Nathan J Milton	0	Lori Deangelo	0	Kevin Fulton	0	Julian Ramirez	0
Rebecca Collier	43	Katherine Kat Thomas	42	Brian S Warren	42	Hillary Unger	41
Under vote	7	Under vote	8	Under vote	8	Under vote	9
Over vote	0	Over vote	0	Over vote	0	Over vote	0
District Judge, 157th Judicial District		District Judge, 185th Judicial District		District Judge, 228th Judicial District		District Judge, 262nd Judicial District	
Sonya L Aston	0	Chris Carmona	0	Andy Taylor	0	Tonya McLaughlin	0
Tanya Garrison	42	Andrea Beal	42	Frank Aguilar	42	Lori Chambers Gray	41
Under vote	8	Under vote	8	Under vote	8	Under vote	9
Over vote	0	Over vote	0	Over vote	0	Over vote	0

Page 2

Scanned Image

17 / 51 - 94% +

Mock Ballot

Precinct 0001
 Precinct 0001
Page 2 of 4
 Pagina 2 de 4

Transparent And Verifiable
 April 17, 2023
 Mock County, Texas
 Transparente Y Verificable
 17 de abril del 2023
 Condado de Mock, Texas

Justice, 14th Court of Appeals District, Place 2
 Avez. Corte de Apelaciones, Distrito Núm. 14, Lugar Núm. 2

Vote for none or one
 Vote por ninguno o uno

Kevin Jewell
 Republican Party
 Partido Republicano

Cheri C. Thomas
 Democratic Party
 Partido Demócrata

Justice, 14th Court of Appeals District, Place 9
 Avez. Corte de Apelaciones, Distrito Núm. 14, Lugar Núm. 9

Vote for none or one
 Vote por ninguno o uno

Randy Wilson
 Republican Party
 Partido Republicano

William Demond
 Democratic Party
 Partido Demócrata

District Judge, 180th Judicial District
 Avez del Distrito, Distrito Judicial Núm. 180

Vote for none or one
 Vote por ninguno o uno

Tami C. Pierce
 Republican Party
 Partido Republicano

Dasean Jones
 Democratic Party
 Partido Demócrata

District Judge, 189th Judicial District
 Avez del Distrito, Distrito Judicial Núm. 189

Vote for none or one
 Vote por ninguno o uno

Erin Elizabeth Luncford
 Republican Party
 Partido Republicano

Tamika "Tami" Craft
 Democratic Party
 Partido Demócrata

District Judge, 230th Judicial District
 Avez del Distrito, Distrito Judicial Núm. 230

Vote for none or one
 Vote por ninguno o uno

Brad Hart
 Republican Party
 Partido Republicano

Chris Morton
 Democratic Party
 Partido Demócrata

District Judge, 182nd Judicial District
 Avez del Distrito, Distrito Judicial Núm. 182

Vote for none or one
 Vote por ninguno o uno

Robert H. Jackson
 Republican Party
 Partido Republicano

Danilo "Danny" Lacayo
 Democratic Party
 Partido Demócrata

District Judge, 190th Judicial District
 Avez del Distrito, Distrito Judicial Núm. 190

Vote for none or one
 Vote por ninguno o uno

Fred Shuchart
 Republican Party
 Partido Republicano

Beau Miller
 Democratic Party
 Partido Demócrata

District Judge, 232nd Judicial District
 Avez del Distrito, Distrito Judicial Núm. 232

Vote for none or one
 Vote por ninguno o uno

Joshua Normand
 Republican Party
 Partido Republicano

Josh Hill
 Democratic Party
 Partido Demócrata

District Judge, 55th Judicial District
 Avez del Distrito, Distrito Judicial Núm. 55

Vote for none or one
 Vote por ninguno o uno

Nile Copeland
 Republican Party
 Partido Republicano

Latoshia Lewis Payne
 Democratic Party
 Partido Demócrata

District Judge, 183rd Judicial District
 Avez del Distrito, Distrito Judicial Núm. 183

Vote for none or one
 Vote por ninguno o uno

Kristin M. Guiney
 Republican Party
 Partido Republicano

Gemayel L. Haynes
 Democratic Party
 Partido Demócrata

District Judge, 208th Judicial District
 Avez del Distrito, Distrito Judicial Núm. 208

Vote for none or one
 Vote por ninguno o uno

Heather Hudson
 Republican Party
 Partido Republicano

Beverly Armstrong
 Democratic Party
 Partido Demócrata

District Judge, 234th Judicial District
 Avez del Distrito, Distrito Judicial Núm. 234

Vote for none or one
 Vote por ninguno o uno

Michael West
 Republican Party
 Partido Republicano

Lauren Reeder
 Democratic Party
 Partido Demócrata

Station 1

Mrs. Smith and her 6th Grade Class



Mark Cook

HandCountRoadShow.org and ACCFEI.org



PLEASE SIGN UP FOR NEWSLETTER!

Protected with trial version of Visual Watermark. Full version doesn't put this mark.